

Recycling: State Agencies & Colleges/Universities

The S.C. Solid Waste Policy and Management Act of 1991 (Act) – S.C. Code of Laws § 44-96-140 – requires state agencies and state-supported colleges/universities to:

- **Establish recycling programs for the collection of selected material** including, but not limited to, aluminum, cardboard, glass, lead-acid batteries, paper, plastic, tires and used motor oil;
- **Make necessary modifications to their programs to ensure material is recycled to the maximum extent possible;** and
- **Report the type and amount of material recycled as well as information on the purchase of recycled-content products by September 15** of each year to the S.C. Department of Health and Environmental Control (DHEC).

State agencies and colleges/universities recycled more than 54,000 tons of material in FY16.

report and reflects recycling and buying recycled activities for fiscal year (FY) 2016 (July 1, 2015 to June 30, 2016). For more details, see the box below.

Data regarding the amount of material recycled was received either directly from the state agency or college/university that completed the survey provided by DHEC or from vendors providing recycling services. Both public and private colleges/universities are included in this report although only state-supported colleges/universities are required by the Act to provide information.

In FY16, state agencies and colleges/universities recycled more than 54,000 tons of material – an increase of about 176 percent from the 19,615 tons recycled in FY15. This data was compiled from the information

reported by 59 state agencies, two state agency complexes (collectively 22 state agencies) and 28 colleges/universities.

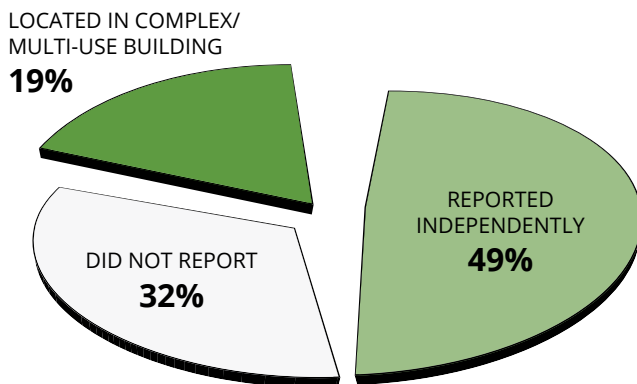
Overall, state agencies reported recycling 9,462 tons of material in FY16 – about a 79 percent increase from the 5,289 tons recycled the previous FY. Paper was the most recycled commodity followed by metal.*

Colleges/universities reported recycling about 44,712 tons of material – a 212 percent increase from the 14,325 tons recycled the previous FY. C&D debris was the most recycled commodity followed by paper. In FY16, colleges/universities recycled 36,536 tons of C&D debris – an increase of 845 percent from the previous FY.

The percentage of state purchases that contain recycled material cannot be determined because no statewide system to track those purchases exists. The recycled-content products purchased most frequently by state agencies and colleges/universities were office paper and inkjet/toner cartridges.

DHEC is required to submit a report on this information to the Governor and General Assembly by November 1 of each year. This section is a condensed version of the

CHART 7.1: Percentage of State Agencies Reporting Recycling Data



Want more information?

Visit www.scdhec.gov/recycle (then select "Data and Reports") to see the full report about the recycling efforts of South Carolina's state agencies and colleges/universities.



Recycling by State Agencies

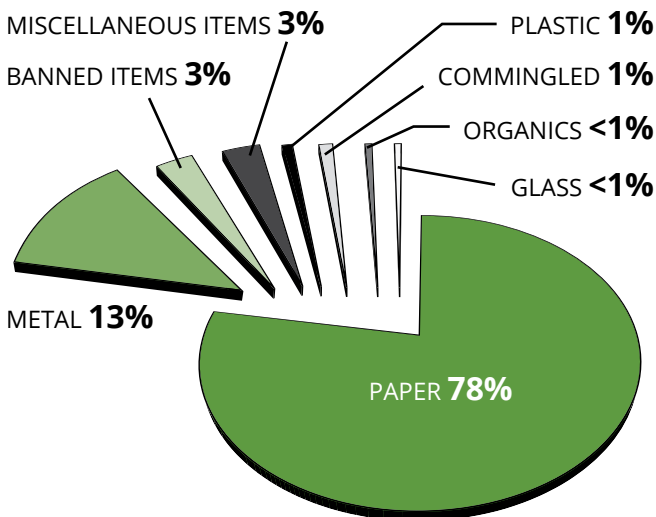
State agencies reported recycling 9,462 tons of material – an increase of about 79 percent from FY15. Compared to the previous FY, there were noteworthy decreases in glass recycling (about 45 percent) and banned items (47 percent). More material was commingled in FY16 – resulting in a decrease in individual commodity numbers. The largest contributions to the FY16 increase in recycling were paper, metal and plastic. Paper and metal were the most recycled products.

State agencies recycled 9,462 tons of material in FY16 – about 79 percent more than FY15.

Fifty-nine individual state agencies reported this year compared to 72 in FY15. Due to the housing of state agencies within multi-office buildings and complexes, those located within the Capitol Complex and the South Trust Building in Columbia are reported under those titles. State agencies within these structures who reported their own numbers are listed as individual agencies.

For a complete list of state agencies that reported FY16 data, see pages 36-37.

CHART 7.3: Percentage of MSW Recycled by State Agencies



NOTES: Percentages may not add up to 100 percent due to rounding of numbers. While C&D debris is included in the "State Agencies & Colleges/Universities Recycling & Buying Recycled Annual Report," it is not included in the state's MSW recycling rate.

TABLE 7.2: Commodities Recycled in Tons

| COMMODITIES RECYCLED | | AMOUNT |
|--|---|-----------------|
| Banned Items | Appliances | 11.81 |
| | Electronics | 20.52 |
| | Lead-acid batteries | 13.48 |
| | Tires | 40.78 |
| | Used motor oil | 205.49 |
| TOTAL BANNED ITEMS | | 292.08 |
| Commingled Recyclables | May include: aluminum cans; cardboard; glass; paper; and/or plastic | 88.63 |
| TOTAL COMMINGLED RECYCLABLES | | 88.63 |
| Glass (Containers and Packaging) | Brown | 19.94 |
| | Clear | 1.83 |
| | Green | 0.97 |
| | Other/Mixed Glass | 4.57 |
| TOTAL GLASS | | 27.31 |
| Metal | Aluminum (cans, foil) | 125.29 |
| | Ferrous metals | 192.28 |
| | Steel cans | 194.55 |
| | Other/mixed metal | 755.61 |
| TOTAL METAL | | 1,267.73 |
| Organics | Food waste (composted) | 1.25 |
| | Yard trimmings (composted) | 0.55 |
| | Yard trimmings (mulched) | 21.95 |
| TOTAL ORGANICS | | 23.75 |
| Paper | Books | 12.33 |
| | Cardboard | 822.62 |
| | Magazines | 8.00 |
| | Newspapers and inserts | 4.64 |
| | Office paper | 434.01 |
| | Paperboard | 15.28 |
| | Phone books | 1,003.33 |
| | Other/mixed paper | 5,053.16 |
| | TOTAL PAPER | |
| Plastic | HDPE | 2.21 |
| | LDPE | 0.02 |
| | PET | 1.04 |
| | Vinyl | 0.01 |
| | Other/mixed plastic | 127.55 |
| TOTAL PLASTIC | | 130.81 |
| Miscellaneous Items | Antifreeze | 18.54 |
| | Clothing/textiles | 81.30 |
| | * Wood includes furniture, cabinets and pallets | 87.49 |
| | Cooking oil | 2.41 |
| | ** Other includes batteries, cereal bags, non-hazardous sludge, oil absorbents, and tar waste | 10.54 |
| | Fluorescent bulbs | 6.45 |
| | Inkjet/toner cartridges | 0.37 |
| | Paint (oil or latex) | 0.65 |
| | Mattresses/box springs | 1.29 |
| | Rechargeable batteries | 20.28 |
| | Used oil filters | 11.27 |
| | Wood* | 35.20 |
| | Other** | |
| TOTAL MISCELLANEOUS ITEMS | | 275.79 |
| TOTAL FOR ALL | | 9,462.49 |

Recycling by Colleges/Universities

Colleges/universities reported recycling about 44,712 tons of material – a 212 percent increase from the 14,325 tons recycled the previous FY. This increase is largely influenced by C&D debris. In FY16, colleges/universities recycled more than 36,536 tons of C&D debris – an increase of 845 percent from the previous FY.

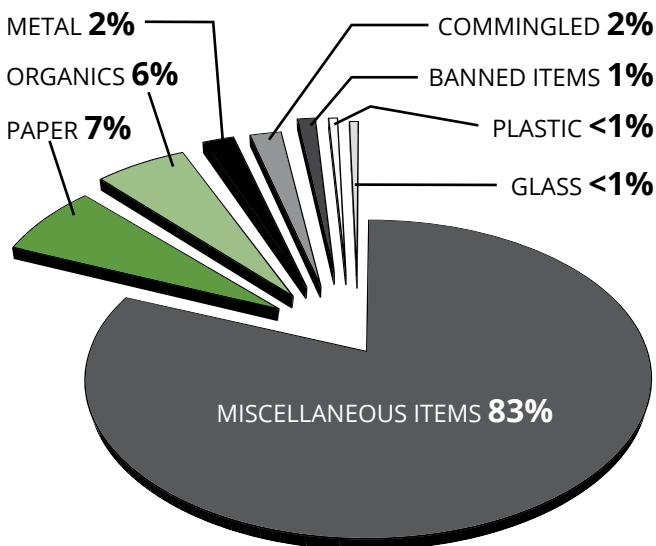
Compared to FY15, plastic and glass recycling almost doubled while commingled material, metal and paper all decreased. The most recycled commodities in FY16 were C&D debris, paper and organics.

Twenty-eight colleges/universities reported recycling and buying recycled data for FY16 (compared to 39 reporting in FY15) with 13 colleges/universities reporting an increase in their total recycling compared to FY15. One university reported for the first time in FY16.

For a complete list of colleges/universities that reported FY16 data, see pages 37-38.

Recycling by the state's colleges/universities increased by 212 percent in FY16.

CHART 7.5: Percentage of MSW Recycled by Colleges/Universities



NOTES: Percentages may not add up to 100 percent due to rounding of numbers. While C&D debris is included in the "State Agencies & Colleges/Universities Recycling & Buying Recycled Annual Report," it is not included in the state's MSW recycling rate.

TABLE 7.4: Commodities Recycled in Tons

| COMMODITIES RECYCLED | | AMOUNT |
|--|---|------------------|
| Banned Items | Appliances | 3.02 |
| | Electronics | 277.84 |
| | Lead-acid batteries | 15.22 |
| | Tires | 14.80 |
| | Used motor oil | 16.34 |
| TOTAL BANNED ITEMS | | 327.22 |
| Commingled Recyclables | May include: aluminum cans; cardboard; glass; paper; and/or plastic | 949.77 |
| TOTAL COMMINGLED RECYCLABLES | | 949.77 |
| Glass (Containers and Packaging) | Brown | 0.01 |
| | Clear | 0.07 |
| | Green | 0.00 |
| | Other/Mixed Glass | 56.72 |
| TOTAL GLASS | | 56.80 |
| Metal | Aluminum (cans, foil) | 8.88 |
| | Ferrous metals | 67.72 |
| | Steel cans | 2.69 |
| | Other/mixed metal | 588.64 |
| TOTAL METAL | | 667.93 |
| Organics | Food waste (composted) | 993.31 |
| | Yard trimmings (composted) | 1,416.14 |
| | Yard trimmings (mulched) | 34.55 |
| TOTAL ORGANICS | | 2,444.00 |
| Paper | Books | 38.53 |
| | Cardboard | 1,553.66 |
| | Magazines | 8.23 |
| | Newspapers and inserts | 2.54 |
| | Office paper | 751.61 |
| | Paperboard | 0.15 |
| | Phone books | 1.87 |
| | Other/mixed paper | 572.54 |
| | TOTAL PAPER | |
| Plastic | HDPE | 2.90 |
| | LDPE | 1.00 |
| | PET | 0.70 |
| | Vinyl | 0.00 |
| | Other/mixed plastic | 60.45 |
| TOTAL PLASTIC | | 65.05 |
| Miscellaneous Items | Antifreeze | 4.09 |
| | Carpet | 2.57 |
| | Carpet padding | 0.83 |
| | Clothing/textiles | 0.01 |
| | C&D debris | 36,535.99 |
| | Cooking oil | 66.08 |
| | Fluorescent bulbs | 19.08 |
| | Inkjet/toner cartridges | 15.68 |
| | Mattresses/box springs | 5.84 |
| | Paint (oil or latex) | 2.34 |
| Rechargeable batteries | 1.28 | |
| Used oil filters | 401.55 | |
| Wood* | 171.39 | |
| Other** | 45.59 | |
| TOTAL MISCELLANEOUS ITEMS | | 37,272.32 |
| TOTAL FOR ALL | | 44,712.22 |

State Agencies Reporting for FY16

- Adjutant General's Office
- Arts Commission
- Attorney General's Office
- Capitol Complex*
- Commission for the Blind
- Commission on Higher Education
- Commission on Indigent Defense
- Commission on Prosecution Coordination
- Comptroller General's Office
- Criminal Justice Academy
- Department of Administration – Executive Budget Office
- Department of Administration – Surplus Property Office
- Department of Agriculture
- Department of Archives and History
- Department of Consumer Affairs
- Department of Corrections
- Department of Disabilities and Special Needs
- Department of Education
- Department of Employment and Workforce
- Department of Health and Environmental Control
- Department of Juvenile Justice
- Department of Labor, Licensing and Regulation
- Department of Mental Health
- Department of Motor Vehicles
- Department of Natural Resources
- Department of Parks, Recreation and Tourism
- Department of Probation, Parole and Pardon Services
- Department of Public Safety
- Department of Revenue
- Department of Transportation
- Education Lottery Commission
- Emergency Management Division
- First Steps
- Forestry Commission
- Governor's Mansion
- Higher Education Tuition Grants Commission
- Human Affairs Commission
- Law Enforcement Division (SLED)

- Legislative Services Agency
- Legislative Audit Council
- National Guard
- Office of Regulatory Staff
- Office of the State Auditor
- Patriots Point Naval and Maritime Museum
- Public Employee Benefit Authority (PEBA)
- Public Service Commission of South Carolina
- Retirement System Investment Commission (RSIC)
- SCETV
- School for the Deaf and Blind
- Sea Grant Consortium
- Secretary of State
- South Trust Building**
- State Accident Fund
- State Board for Technical and Comprehensive Education
- State Ethics Commission
- State Housing Finance and Development Authority
- State Library
- State Museum Commission
- State Supreme Court
- Wil Lou Gray Opportunity School
- Worker's Compensation Commission

The following state agencies are located within the Capitol Complex.

- Administrative Law Court
- Board of Financial Institutions
- Commissioner of Banking
- Court of Appeals
- Department of Administration
- Department of Internal Operations
- Education Oversight Committee
- House of Representatives
- Office of Internal Operations
- Office of the Governor
- Office of the Lieutenant Governor
- Office of the State Treasurer
- Revenue and Fiscal Affairs Office
- Senate

The following state agencies are located within the South Trust Building.

- Department of Commerce
- Department of Insurance
- Economic Development Authority
- Office of Local Government
- Office of the Insurance Reserve Fund

- (State Fiscal Accountability Authority)
- Procurement Services (State Fiscal Accountability Authority)
- Rural Infrastructure Authority
- S.C. Conservation Bank

State Agencies NOT Reporting for FY16

- Aeronautics Division
- Commission for Minority Affairs
- Confederate Relic Room and Museum
- Department of Alcohol and Other Drug Abuse Services
- Department of Health and Human Services
- Department of Social Services
- Election Commission
- Energy Office
- Governor's School for Science and Mathematics
- Governor's School for the Arts and Humanities
- John de la Howe School
- Judicial Department
- Lieutenant Governor's Office On Aging
- Lowcountry Council of Governments
- Lowcountry Graduate Center
- Medical Malpractice Patients' Compensation Fund
- Office of the Inspector General
- Patients' Compensation Fund
- School Improvement Council
- Solicitor's Office, 1st Judicial Circuit
- Solicitor's Office, 2nd Judicial Circuit
- Solicitor's Office, 3rd Judicial Circuit
- Solicitor's Office, 4th Judicial Circuit
- Solicitor's Office, 5th Judicial Circuit
- Solicitor's Office, 7th Judicial Circuit
- Solicitor's Office, 8th Judicial Circuit
- Solicitor's Office, 9th Judicial Circuit
- Solicitor's Office, 10th Judicial Circuit
- Solicitor's Office, 11th Judicial Circuit
- Solicitor's Office, 12th Judicial Circuit
- Solicitor's Office, 13th Judicial Circuit
- Solicitor's Office, 14th Judicial Circuit
- Solicitor's Office, 15th Judicial Circuit
- Solicitor's Office, 16th Judicial Circuit
- State Ports Authority
- Statewide Independent Living Council
- Transportation Infrastructure Bank
- Vocational Rehabilitation Department



Student volunteers participate in a waste audit on the campus of Furman University.

Colleges/Universities Reporting for FY16

- Allen University
- Aiken Technical College
- Central Carolina Technical College
- Charleston Southern University
- Clemson University
- Coastal Carolina University
- College of Charleston
- Florence Darlington Technical College
- Francis Marion University
- Greenville Technical College
- Horry-Georgetown Technical College
- Midlands Technical College
- Medical University of South Carolina
- Northeastern Technical College
- Orangeburg-Calhoun Technical College
- Piedmont Technical College
- South Carolina State University
- Spartanburg Community College
- Technical College of the Lowcountry
- The Citadel, The Military College of South Carolina
- University of South Carolina (USC)
- USC Aiken
- USC Beaufort
- USC Sumter
- USC Upstate
- Williamsburg Technical College
- Winthrop University
- York Technical College

Colleges/Universities NOT Reporting for FY16

- Columbia International University
- Denmark Technical College
- Lander University
- Tri-County Technical College
- Trident Technical College
- USC School of Medicine
- USC Lancaster
- USC Salkehatchie
- USC Union