

Tuberculosis (TB)

IN SOUTH CAROLINA, 2021

Total Annual Cases, By Gender



87 total cases

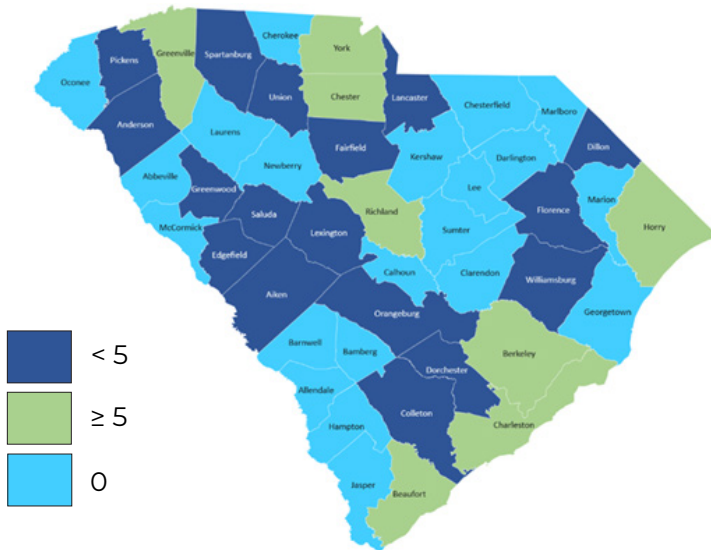


64 males



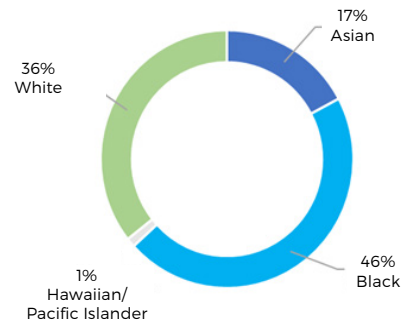
23 females

of Cases by County

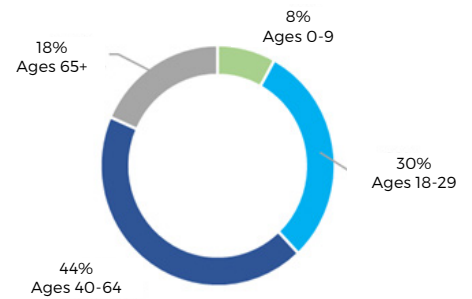


Demographics

Race



Age



Country of Birth



Ethnicity



Case Rate, 2011-2021

Number of Cases and Rates per 100,000 of Tuberculosis in South Carolina, 2011-2021

