

Homicide

And Assault Injuries in South Carolina

2016 DATA

Homicide is a Leading Cause of Injury Deaths in South Carolina

HOMICIDE AND ASSAULT AT A GLANCE



In the United States, SC ranks **9th highest in homicides**, and **8th highest** in percent of homicides that are caused by firearms.



The state's homicide rate has not significantly changed in the past 10 years.



Black males ages 18 to 24 in SC have the highest rates of death by homicide.




An **argument** is the most common circumstance in triggering homicides, among **males**.



The most common **mechanism** for assault was **being struck by or against an object**, such as being hit by a baseball bat or struck by a car.

THE IMPACT OF SELF-INFLICTED INJURIES



For every person who died by homicide in 2016 (n=430), **2 were hospitalized** for assault injuries (n=913) and **39 were treated and released from an emergency department (ED)** for assault injuries (n=16,782).

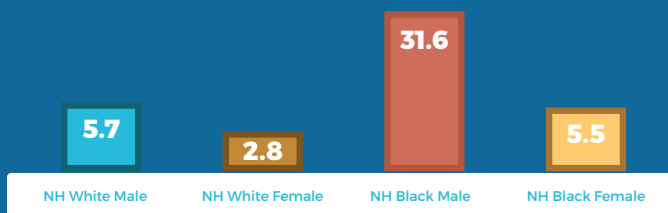


Non-fatal assault injuries were responsible for:

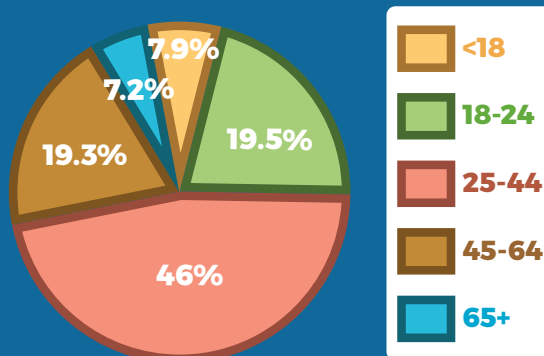
- \$77 million in hospital charges and
- \$76 million in ED charges.

SOUTH CAROLINA BY THE NUMBERS

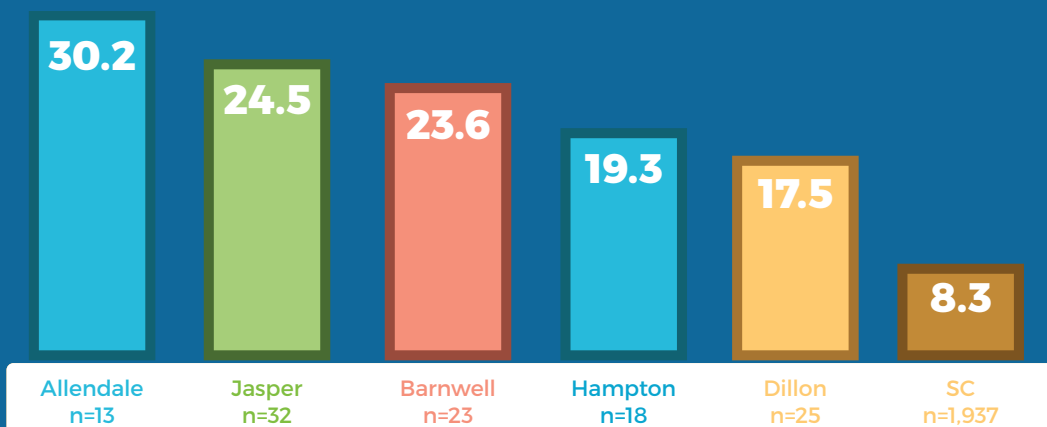
Homicide by Race and Sex (2012-2016)



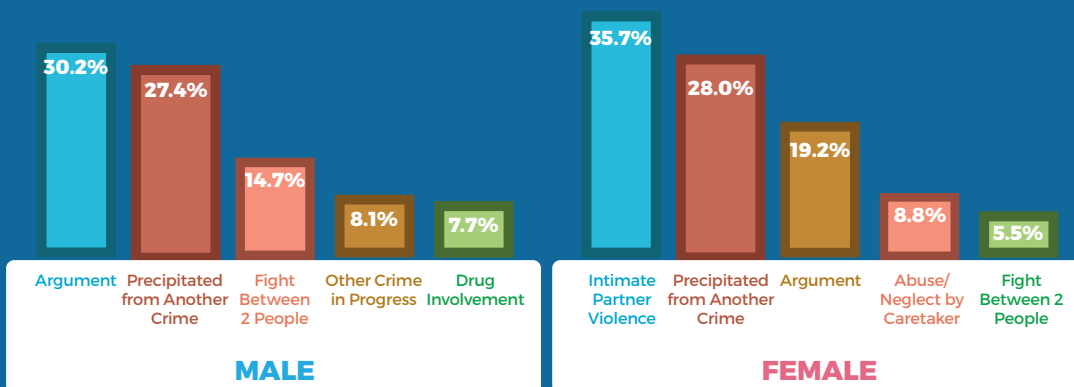
Homicide Deaths by Age (2012-2016)



Counties with Highest Homicide Rates (2012-2016)



Most Common Circumstances Related to Homicide (2015-2016)



www.scdhec.gov

CR-012406 11/19

Data Sources:

- WISQARS - Web-based Injury Statistics Query and Reporting System
- SCDHEC Vital Records - South Carolina Department of Health and Environmental Control Vital Records
- SCVDRS - South Carolina Violent Death Reporting System
- RFA Hospital Discharge Data - South Carolina Revenue and Fiscal Affairs Office Hospital Discharge Data