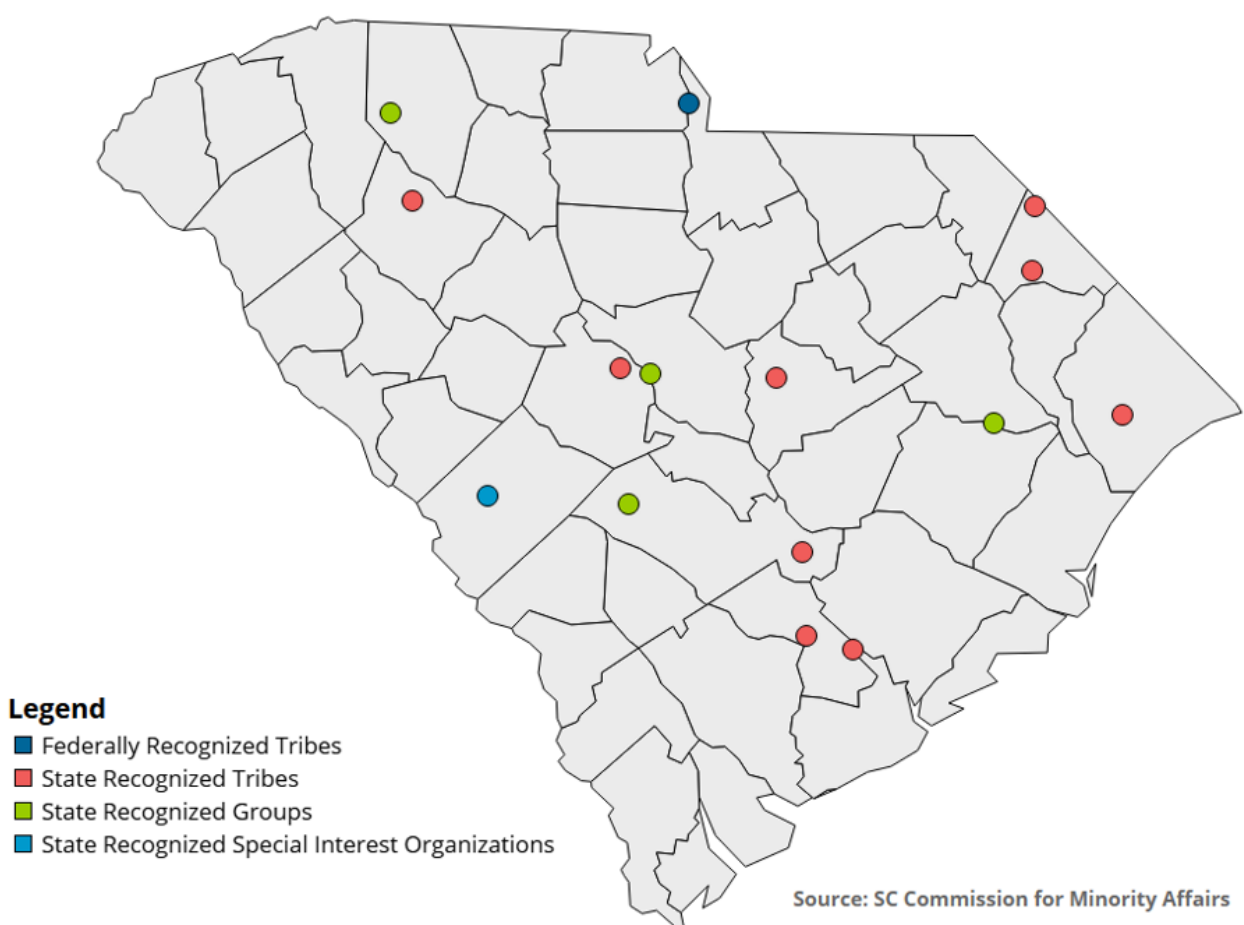

AMERICAN INDIANS IN SOUTH CAROLINA

AUGUST 2021

23,672

ESTIMATED AMERICAN INDIANS AND ALASKAN NATIVES LIVE IN SOUTH CAROLINA

South Carolina American Indian Tribes



SOUTH CAROLINA'S RECOGNIZED NATIVE AMERICAN INDIANS

SOUTH CAROLINA HAS ONE FEDERALLY RECOGNIZED TRIBE

- CATAWBA INDIAN NATION: ROCK HILL, SC

SOUTH CAROLINA HAS 9 STATE RECOGNIZED TRIBES

- PIEDMONT AMERICAN INDIAN ASSOCIATION, LOWER EASTER CHEROKEE: GRAY COURT, SC
- BEAVER CREEK INDIANS: LEXINGTON, SC
- SUMTER TRIBE OF CHERAW INDIANS: SUMTER, SC
- SANTEE INDIAN ORGANIZATION: HOLLY HILL, SC
- WASSAMASAW TRIBE OF VARNETOWN INDIANS: SUMMERVILLE, SC
- EDISTO NATCHEZ-KUSSO TRIBE: RIDGEVILLE, SC
- WACCAMAW INDIAN PEOPLE: CONWAY, SC
- PEE DEE NATION OF UPPER SOUTH CAROLINA: NORTH LITTLE ROCK, SC
- PEE DEE INIDIAN TRIBE OF SOUTH CAROLINA: MCCOLL, SC

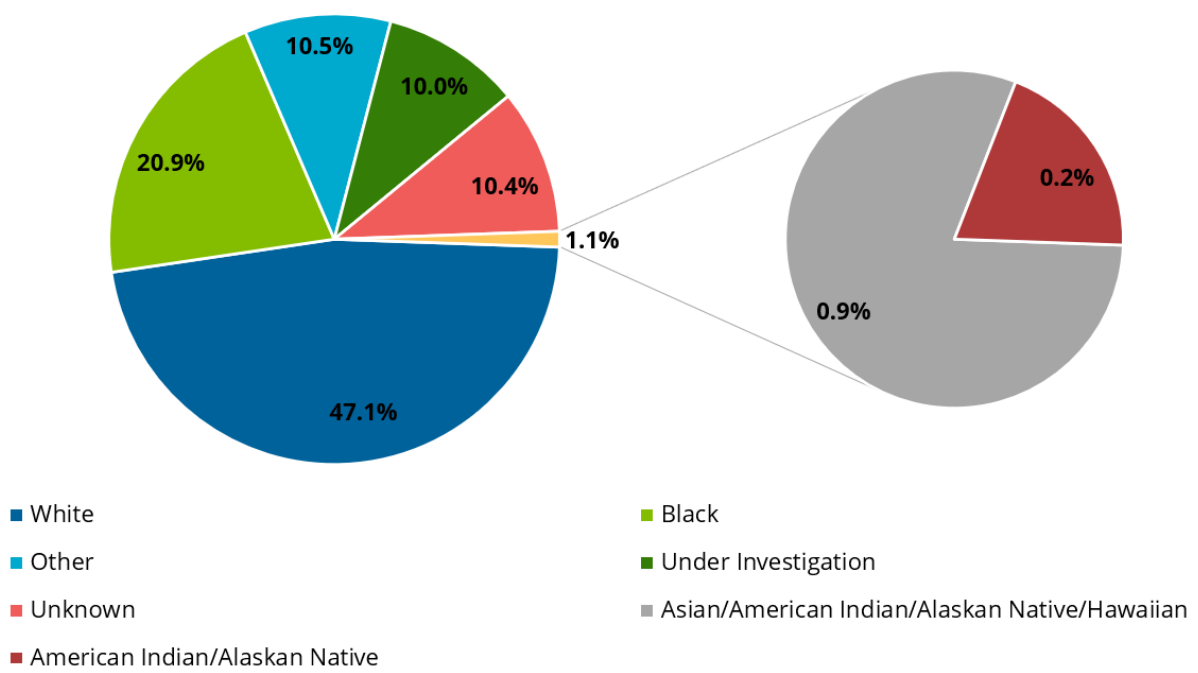
ADDITIONALLY, SOUTH CAROLINA HAS 4 STATE RECOGNIZED GROUPS AND ONE STATE RECOGNIZED SPECIAL INTEREST ORGANIZATION

AMERICAN INDIANS IN SOUTH CAROLINA AND COVID-19

1,405

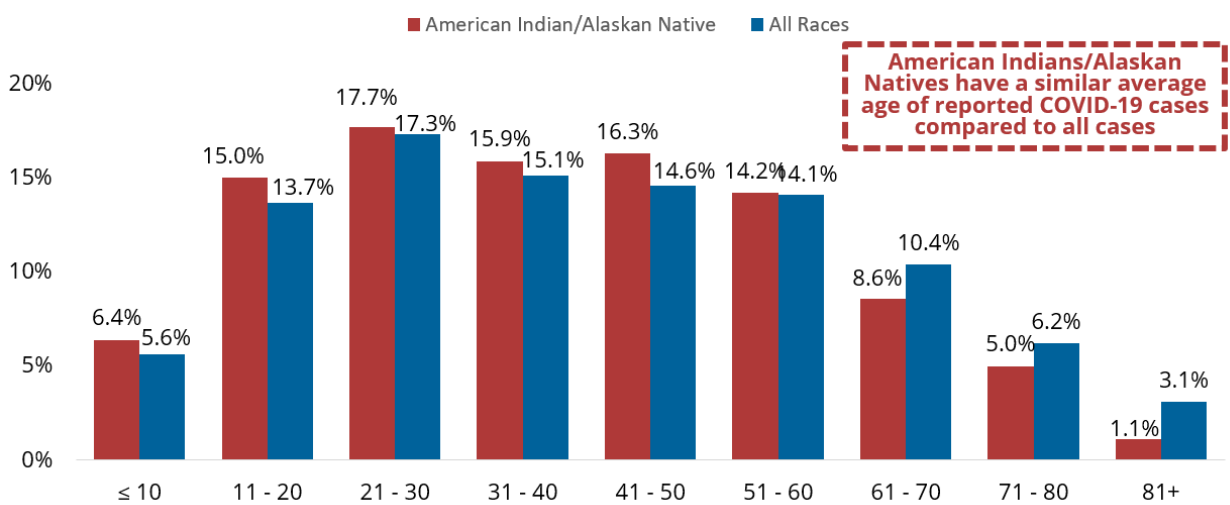
AMERICAN INDIANS AND ALASKAN NATIVES HAVE BEEN DIAGNOSED WITH COVID-19

AMERICAN INDIAN AND ALASKAN NATIVE COVID-19 CASES, BY RACE



AMERICAN INDIANS/ALASKAN NATIVES MAKE UP 0.2% OF ALL REPORTED COVID-19 CASES

AMERICAN INDIAN AND ALASKAN NATIVE COVID-19 CASES, BY AGE



AMERICAN INDIAN AND ALASKAN NATIVES HAVE A SLIGHTLY LOWER AVERAGE AGE (38.6 YEARS) OF COVID-19 CASES WHEN COMPARED TO ALL RACES (40.8 YEARS).

SUMMARY



AMERICAN INDIANS AND ALASKAN NATIVES HAVE SEEN 1,405 CASES OF COVID-19, ROUGHLY 0.2% OF ALL CASES. CASES TENDED TO BE SLIGHTLY YOUNGER THAN THE GENERAL POPULATION.

ALL INDIVIDUALS 12 AND OLDER ARE URGED TO RECEIVE THE COVID-19 VACCINE.



PRODUCED BY THE BUREAU OF POPULATION HEALTH DATA ANALYTICS & INFORMATICS

DATA ARE PROVISIONAL
DATA AS OF 11:59 PM ON 8/1/2021