



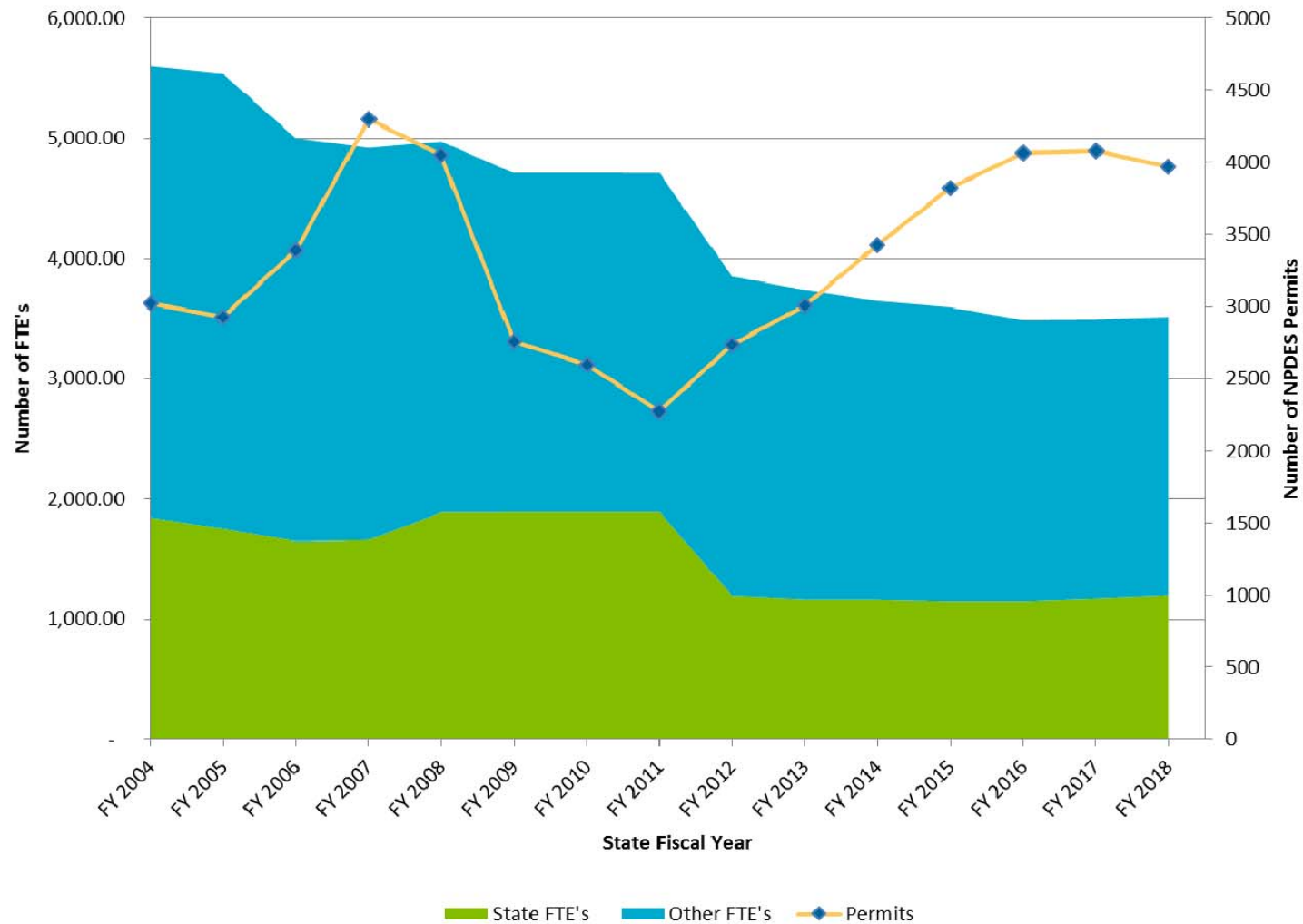
Bureau of Water Proposed NPDES Fee Regulations

Stakeholder Informational
Session





2004-2018 FTEs and NPDES Permits



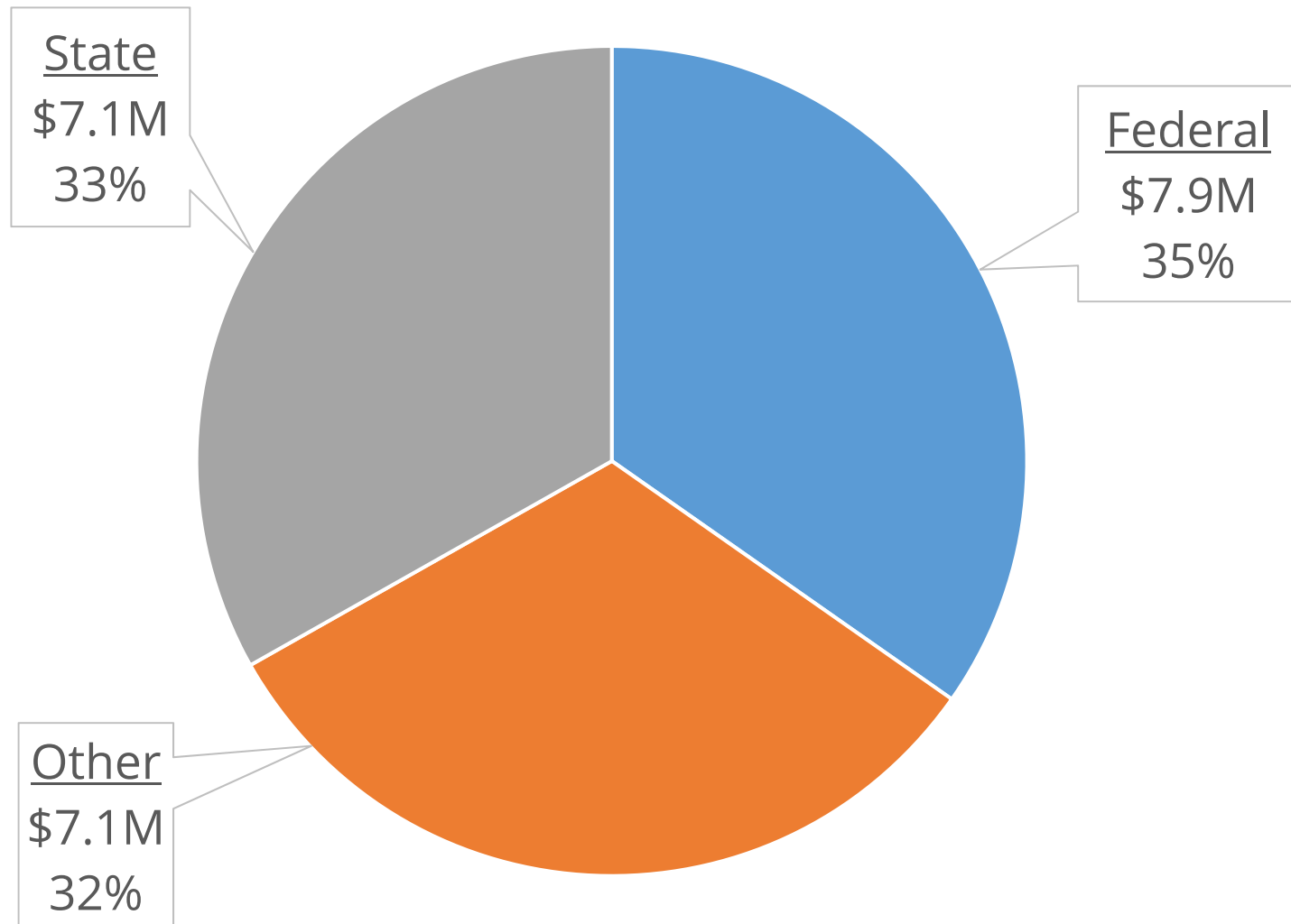


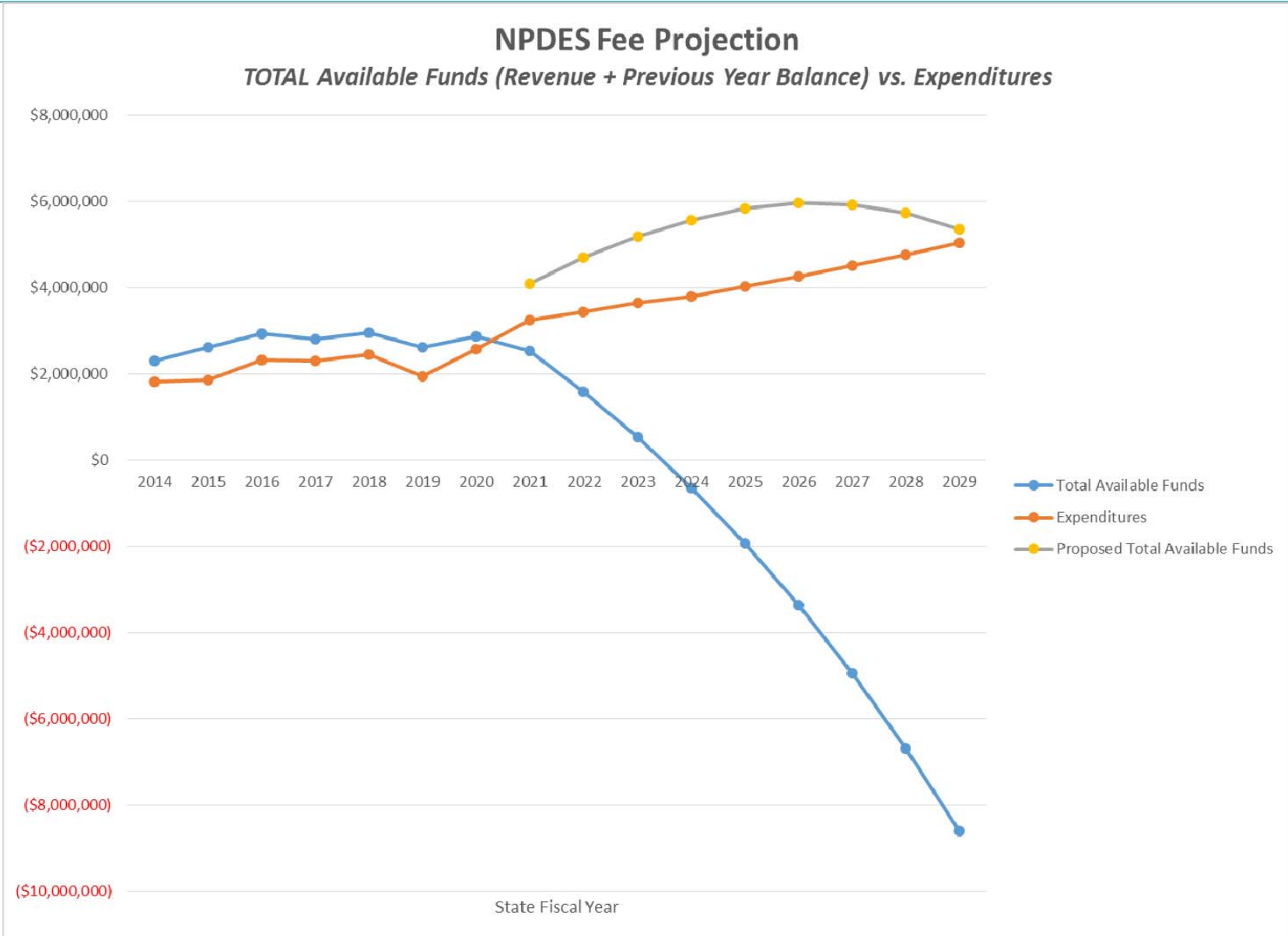
Water Program Budget Distribution

- The following graph's dollar amounts include all personnel (fringe and overhead)
- The Water Program includes the Bureau of Water and Regions/Labs
- Date of last fee increases:
 - Stormwater – 2003
 - Wastewater – 1998
- Proposed Wastewater increase is generally 50% of the current fee



Total Water Programs' Budget







Proposed WW Construction Fees

Fee Type	Current Fee	Proposed Increase	Percent Increase
PER	\$0	\$500	
WWC PILOT STUDY	\$0	\$500	
PRETREATMENT - SIMPLE	\$200	\$350	75%
PRETREATMENT	\$600	\$900	50%
< 1.0 MGD Mod	\$400	\$600	50%
< 1.0 MGD Expansion	\$550	\$825	50%
< 1.0 MGD New	\$700	\$1,050	50%
> 1.0 MGD Mod	\$550	\$825	50%
> 1.0 MGD Expansion	\$800	\$1,200	50%
> 1.0 MGD New	\$1,050	\$1,575	50%
WWC SLUDGE	\$600	\$900	50%
On-site WW/STEP system	\$900	\$1,350	50%
general permits	\$100	\$150	50%
WW DRP	\$75	\$125	67%
<1000' or less	\$100	\$150	50%
1001' -9999'	\$200	\$300	50%
10000' or greater or pump station	\$350	\$525	50%
WW Modification	\$0	\$200	
WW Extension	\$0	\$100	



Proposed WW NPDES Fees

Fee Type	Current Fee	Proposed Increase	Percent Increase
Flow 0-49,999 gal/day	\$530	\$795	50%
Flow 50,000-99,000 gal/day	\$800	\$1,200	50%
Flow 100,000-499,999 gal/day	\$1,065	\$1,600	50%
Flow 500,000-999,999 gal/day	\$1,330	\$2,000	50%
Flow 1,000,000-1,999,999 gal/day	\$1,600	\$2,400	50%
Flow 2,000,000 - 4,999,999 gal/day	\$2,130	\$3,200	50%
Flow greater than 4,999,999 gal/day	\$2,660	\$4,000	50%
Multiple Discharge (6)	\$2,400	\$3,600	50%
Multiple Discharge (7)	\$3,200	\$4,800	50%
Multiple Discharge (8)	\$4,000	\$6,000	50%
Multiple Discharge (9)	\$4,800	\$7,200	50%
Multiple Discharge (10)	\$5,600	\$8,400	50%
Multiple Discharge (11)	\$6,400	\$9,600	50%
Multiple Discharge (15)	\$9,600	\$14,400	50%



Proposed SW NPDES Fees

Fee Type	Current Fee	Proposed Increase	Percent Increase
NOI Fee	\$125	\$150	20%
Per Acre Fee	\$100	\$200	100%
NOI Acre Cap	20	500	
Industrial Fee	\$75	\$150	100%
Small MS4	\$2,000	\$3,500	75%



Existing Expedited Programs

Stormwater

\$5,000 – 1 to 10 Acres

\$7,500 – 10.10 to 50 Acres

\$10,000 – 50.10+ Acres

*In addition to standard
Construction Review Fees.

Water and Wastewater Construction

\$3,000 – Individual

\$5,000 – Combined

Approval to Place into Operation

\$1,000 to \$2,000 additive

*In addition to standard
Construction Review Fees.



Tentative Regulation Development Promulgation Schedule for 2020 Fee Regulation General Assembly Package

<i>State Register</i> Notice of Drafting published (Public comment period ends 8/26/19)	07-26-19
*NPDES Stakeholder Informational Session at Peebles Auditorium, 2600 Bull Street, Columbia SC at 10:00 am.	08-13-19
Board Meeting/Approval of Notice of Proposed Regulation	10-10-19
<i>State Register</i> Notice of Proposed Regulation Published (Public Comment Period ends 11/25/19)	10-25-19
Public Hearing before the Board – Final Approval	12-12-19
Regulation submitted for Legislative Approval	01-01-20
Pending legislative approval the Notice of Final Regulation will be published in <i>the State Register</i>	



Contact Us

Mike Marcus, Ph.D.
Chief, Bureau of Water

Question/Comments Contact:
Ann Clark

Assistant Chief, Bureau of Water
Clarkar@dhec.sc.gov
803-898-4121



Stay Connected





South Carolina Department of Health and Environmental Control
Healthy People. **Healthy Communities.**

A Link to Today's Presentation Can be Found Here:

<http://www.scdhec.gov/npdes-permitting-fees>