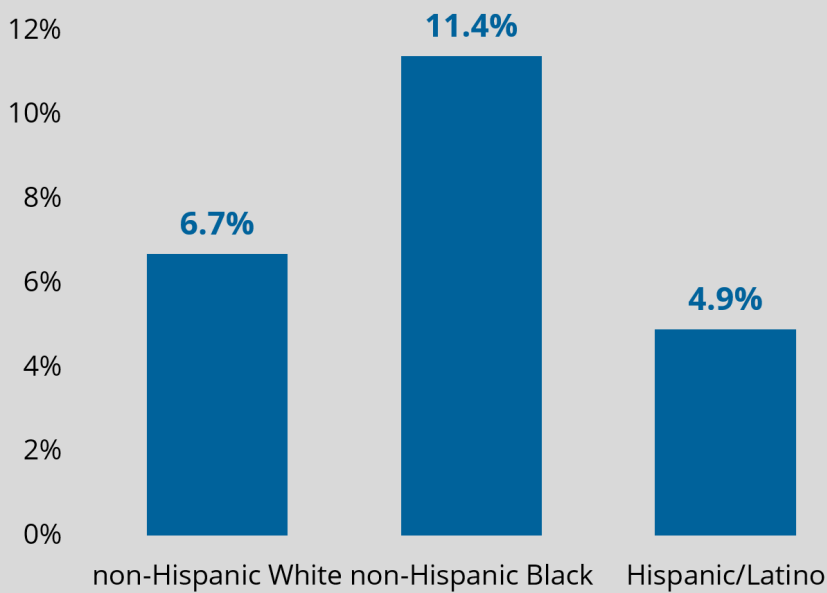


COVID-19 AND DIABETES IN SOUTH CAROLINA

COVID-19 CASES WITH DIABETES, BY RACE/ETHNICITY



Non-Hispanic Black individuals diagnosed with COVID-19 are 70.1% more likely to report having diabetes compared to their White counterparts.

60.4

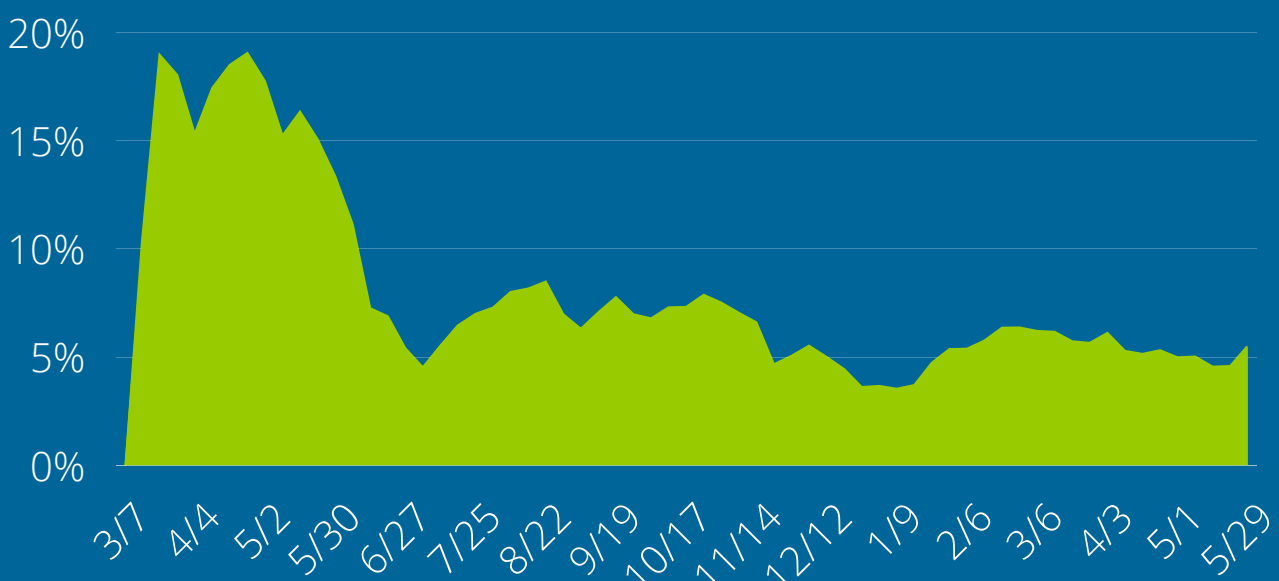
years is the average age of individuals diagnosed with COVID-19 and diabetes, 19 years higher than those without diabetes.

COVID-19 CASES WITH DIABETES, BY GENDER



Males and Females diagnosed with COVID-19 see similar rates of reporting having diabetes (5.8% vs. 5.7%)

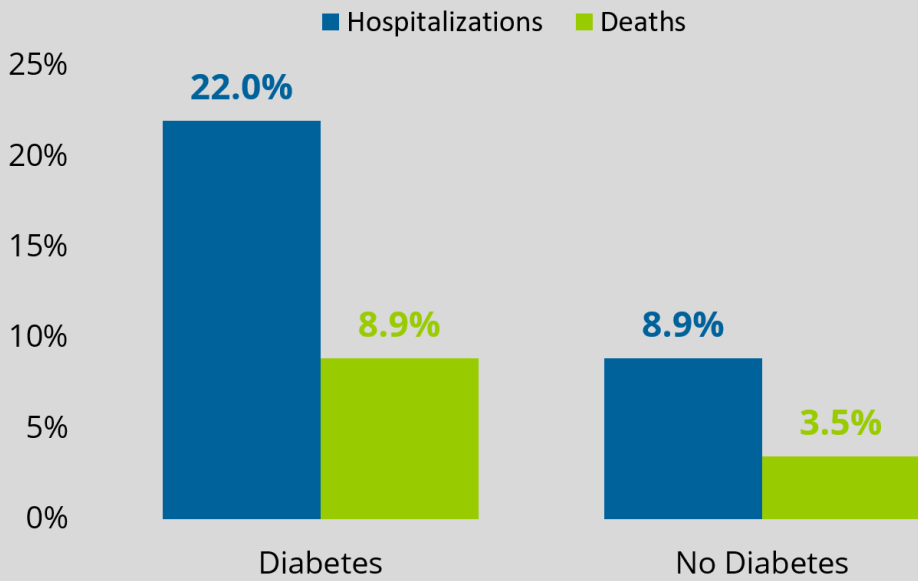
PERCENT OF INDIVIDUALS WITH DIABETES, BY WEEK ENDING ON



The percent of individuals with COVID-19 and reported diabetes has fluctuated throughout the pandemic, seeing a high of 19.0% of cases on the week ending on April 25, 2020 to a low 3.5% on the week ending on January 9, 2021.

COVID-19 AND DIABETES IN SOUTH CAROLINA

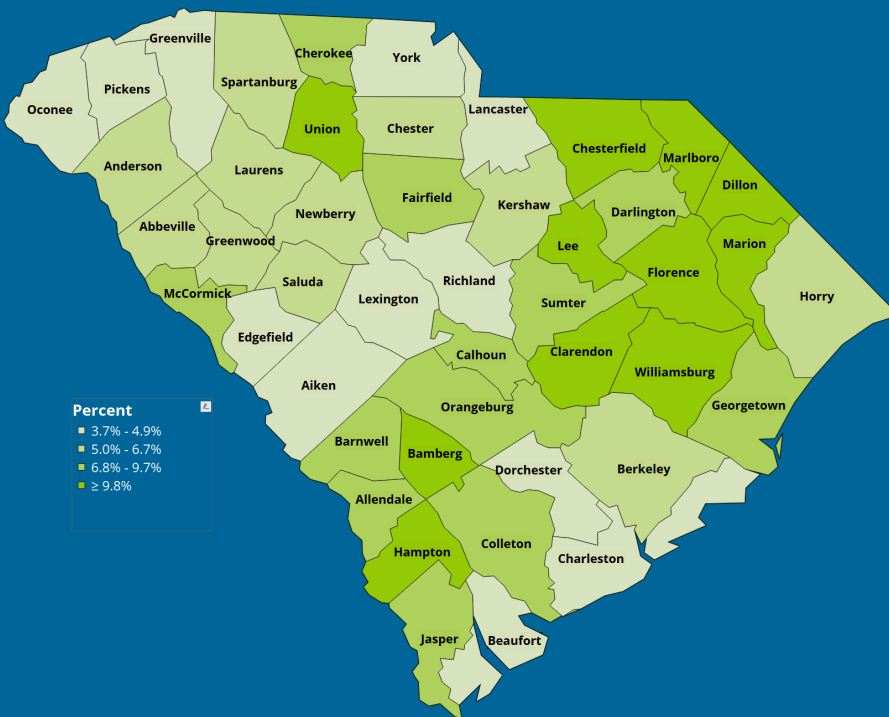
COVID-19 CASES WITH DIABETES, HOSPITALIZATIONS AND DEATHS



31.2%


of all COVID-19 deaths were among individuals with Diabetes.

PERCENTAGE OF COVID-19 CASES WITH DIABETES



A higher percent of COVID-19 cases with diabetes occur along the I95 corridor, similar to the overall population with diabetes

SUMMARY



Currently there have been 33,562 individuals diagnosed with COVID-19 and diabetes, the second most common comorbidity. These cases have worse health outcomes (hospitalizations and deaths). Additionally, they are affecting Blacks and older individuals at a higher rate.

It is important that individuals with diabetes get the COVID-19 vaccine as it becomes more widely available.



PRODUCED BY THE BUREAU OF POPULATION HEALTH DATA ANALYTICS & INFORMATICS

DATA ARE PROVISIONAL
DATA AS OF 11:59 PM ON 6/1/2021