

ABBEVILLE COUNTY

PROFILE

27% TOBACCO-FREE

3 out of 11 sites have a policy



THE DATA

Adult SHS Exposure at Work

Abbeville County	24.26%
South Carolina	27.20%

Adult Smoking

Abbeville County	29.57%
South Carolina	18.10%
United States	14.00%

HS Tobacco Use

South Carolina	27.50%
----------------	--------

HS E-Cigarette Use

South Carolina	22.10%
----------------	--------

College Smoking

United States	10.40%
---------------	--------

Yearly Smoking-Attributable Deaths

Abbeville County	57
------------------	----

Smoking Attributable Mortality Rate (per 100,000)

Abbeville County	386.35
------------------	--------



NP	No Policy
NP+	Missing Alternative Nicotine Products
SFI	Smoke-Free Indoors
SF	Smoke-Free Policy/Campus
TF	Tobacco-Free Campus
SHS	Secondhand Smoke
HBCU	Historically Black Colleges & Universities

Tobacco-Free percentage includes SF, TF, and TF* policies. Numbers indicate population or student enrollment. County population is unincorporated areas only. Rate percentages are rounded.



MUNICIPALITIES

Abbeville	NP	5,237
Aiken Co.	NP	14,283
Calhoun Falls	NP	2,004
Donalds	NP	348
Due West	NP	1,247
Honea Path	NP	3,597
Lowndesville	NP	128
Ware Shoals	NP	2,170


Policies labeled SF have been amended to now include e-cigarettes; site is indicated as having language prohibiting e-cigarettes in indoor workplaces.



SCHOOL DISTRICTS

Abbeville County Schools	TF*	3,031
--------------------------	-----	-------

*The Youth Access to Tobacco Prevention Act of 2006, has been amended to add a section requiring all local school districts to adopt, implement, and enforce a written tobacco-free school policy by August 1, 2019. The law has also been updated to include e-cigarettes in the definition of "alternative nicotine products." To date 78 of the 79 are compliant with this law.



COLLEGES/ UNIVERSITIES

Erskine College	SFI*	784
Piedmont Technical College	TF*	4,747

Policies labeled TF/SFI* have been amended to now include e-cigarettes; site is indicated as having language prohibiting e-cigarettes campus-wide.



June 2022

AIKEN COUNTY

PROFILE

43% TOBACCO-FREE

6 out of 14 sites have a TF policy



THE DATA

Adult SHS Exposure at Work

Aiken County	24.26%
South Carolina	27.20%

Adult Smoking

Aiken County	23.84%
South Carolina	18.10%
United States	14.00%

HS Tobacco Use

South Carolina	27.50%
----------------	--------

HS E-Cigarette Use

South Carolina	22.10%
----------------	--------

College Smoking

United States	10.40%
---------------	--------

Yearly Smoking-Attributable Deaths

Aiken County	275
--------------	-----

Smoking Attributable Mortality Rate (per 100,000)

Aiken County	291.40
--------------	--------



NP	No Policy
NP+	Missing Alternative Nicotine Products
SFI	Smoke-Free Indoors
SF	Smoke-Free Policy/Campus
TF	Tobacco-Free Campus
SHS	Secondhand Smoke
HBCU	Historically Black Colleges & Universities

Tobacco-Free percentage includes SF, TF, and TF* policies. Numbers indicate population or student enrollment. County population is unincorporated areas only. Rate percentages are rounded.



MUNICIPALITIES

Aiken	SF*	29,524
Aiken CO.	SF*	86,734
Burnettown	NP	2,673
Jackson	NP	1,700
Monetta	NP	236
New Elletton	NP	2,052
N. Augusta	SF	21,348
Perry	NP	233
Salley	NP	398
Wagener	NP	797
Windsor	NP	121


Policies labeled SF have been amended to now include e-cigarettes; site is indicated as having language prohibiting e-cigarettes in indoor workplaces.



SCHOOL DISTRICTS

Aiken County Schools	TF*	24,010
----------------------	-----	--------

*The Youth Access to Tobacco Prevention Act of 2006, has been amended to add a section requiring all local school districts to adopt, implement, and enforce a written tobacco-free school policy by August 1, 2019. The law has also been updated to include e-cigarettes in the definition of "alternative nicotine products." To date 78 of the 79 are compliant with this law.



NP

COLLEGES/ UNIVERSITIES

Aiken Technical College	TF*	2,236
USC-Aiken	TF*	3,720

Policies labeled TF have been amended to now include e-cigarettes; site is indicated as having language prohibiting e-cigarettes campus-wide.



June 2022

ALLENDALE COUNTY

PROFILE

13% TOBACCO-FREE

1 out of 8 sites have a policy



THE DATA

Adult SHS Exposure at Work

Allendale County	19.26%
South Carolina	27.20%

Adult Smoking

Allendale County	21.52%
South Carolina	18.10%
United States	14.00%

HS Tobacco Use

South Carolina	27.50%
----------------	--------

HS E-Cigarette Use

South Carolina	22.10%
----------------	--------

College Smoking

United States	10.40%
---------------	--------

Yearly Smoking-Attributable Deaths

Allendale County	17
------------------	----

Smoking Attributable

Mortality Rate (per 100,000)

Allendale County	306.91
------------------	--------



NP	No Policy
NP+	Missing Alternative Nicotine Products
SF	Smoke-Free Policy/Campus
SFI	Smoke-Free Indoors
TF	Tobacco-Free Campus
SHS	Secondhand Smoke
HBCU	Historically Black Colleges & Universities

Tobacco-Free percentage includes SF, TF, and TF* policies. Numbers indicate population or student enrollment. County population is unincorporated areas only. Rate percentages are rounded.



MUNICIPALITIES


Allendale	NP	3,482
Allendale Co.	NP	4,644
Fairfax	NP	2,025
Sycamore	NP	180
Ulmer	NP	88



SCHOOL DISTRICTS

Allendale Co. Schools	NP	1,092
-----------------------	----	-------

*The Youth Access to Tobacco Prevention Act of 2006, has been amended to add a section requiring all local school districts to adopt, implement, and enforce a written tobacco-free school policy by August 1, 2019. The law has also been updated to include e-cigarettes in the definition of "alternative nicotine products." To date 78 of the 79 are compliant with this law.



COLLEGES/ UNIVERSITIES

USC - Salkehatchie	TF*	964
Denmark Technical College** (HBCU)	NP	483

Policies labeled TF have been amended to now include e-cigarettes; site is indicated as having language prohibiting e-cigarettes campus-wide.



June 2022

ANDERSON COUNTY

PROFILE

56% TOBACCO-FREE

10 out of 18 sites have a policy



THE DATA

Adult SHS Exposure at Work

Anderson County	19.16%
South Carolina	27.20%

Adult Smoking

Anderson County	15.41%
South Carolina	18.10%
United States	14.00%

HS Tobacco Use

South Carolina	27.50%
----------------	--------

HS E-Cigarette Use

South Carolina	22.10%
----------------	--------

College Smoking

United States	10.40%
---------------	--------

Yearly Smoking-Attributable Deaths

Anderson County	348
-----------------	-----

Smoking Attributable Mortality Rate (per 100,000)

Anderson County	273.21
-----------------	--------



NP	No Policy
NP+	Missing Alternative Nicotine Products
SF	Smoke-Free Policy/Campus
SFI	Smoke-Free Indoors
TF	Tobacco-Free Campus
SHS	Secondhand Smoke
HBCU	Historically Black Colleges & Universities

Tobacco-Free percentage includes SF, TF, and TF* policies. Numbers indicate population or student enrollment. County population is unincorporated areas only. Rate percentages are rounded.



MUNICIPALITIES

Anderson	NP	26,686
Anderson Co.	NP	143,451
Belton	NP	4,134
Honea Path	NP	3,597
Iva	NP	1,218
Pelzer	NP	89
Pendleton	SF	2,964
Starr	NP	173
West Pelzer	SF	880
Williamston	SF	3,934



SCHOOL DISTRICTS

Anderson 1	TF*	10,224
Anderson 2	TF*	3,648
Anderson 3	TF*	2,594
Anderson 4	TF*	2,861
Anderson 5	TF*	13,124

*The Youth Access to Tobacco Prevention Act of 2006, has been amended to add a section requiring all local school districts to adopt, implement, and enforce a written tobacco-free school policy by August 1, 2019. The law has also been updated to include e-cigarettes in the definition of "alternative nicotine products." To date 78 of the 79 are compliant with this law.



COLLEGES/ UNIVERSITIES

Anderson University	TF	3,543
Forrest College	NP	67
Tri-County Technical College	TF*	6,181

Policies labeled TF have been amended to now include e-cigarettes; site is indicated as having language prohibiting e-cigarettes campus-wide.



June 2022

BAMBERG COUNTY

PROFILE

40% TOBACCO-FREE

4 out of 10 sites have a policy



THE DATA

Adult SHS Exposure at Work

Bamberg County	0.19%
South Carolina	27.20%

Adult Smoking

Bamberg County	19.12%
South Carolina	18.10%
United States	14.00%

HS Tobacco Use

South Carolina	27.50%
----------------	--------

HS E-Cigarette Use

South Carolina	22.10%
----------------	--------

College Smoking

United States	10.40%
---------------	--------

Yearly Smoking-Attributable Deaths

Bamberg County	26
----------------	----

Smoking Attributable Mortality Rate (per 100,000)

Bamberg County	307.42
----------------	--------



NP	No Policy
NP+	Missing Alternative Nicotine Products
SF	Smoke-Free Policy/Campus
SFI	Smoke-Free Indoors
TF	Tobacco-Free Campus
SHS	Secondhand Smoke
HBCU	Historically Black Colleges & Universities

Tobacco-Free percentage includes SF, TF, and TF* policies. Numbers indicate population or student enrollment. County population is unincorporated areas only. Rate percentages are rounded.



MUNICIPALITIES

Bamberg	NP	3,607
Bamberg Co.	NP	7,975
Denmark	SF	3,538
Ehrhardt	NP	545
Govan	NP	65
Olar	NP	257



SCHOOL DISTRICTS

Bamberg 1	TF*	1,235
Bamberg 2	TF*	649

*The Youth Access to Tobacco Prevention Act of 2006, has been amended to add a section requiring all local school districts to adopt, implement, and enforce a written tobacco-free school policy by August 1, 2019. The law has also been updated to include e-cigarettes in the definition of "alternative nicotine products." To date 78 of the 79 are compliant with this law.



COLLEGES/ UNIVERSITIES

Denmark Technical College (HBCU)	NP	483
Voorhees College (HBCU)	TF*	510

Policies labeled TF have been amended to now include e-cigarettes; site is indicated as having language prohibiting e-cigarettes campus-wide.



June 2022

BARNWELL COUNTY

PROFILE

42% TOBACCO-FREE

5 out of 12 sites have a TF policy



THE DATA

Adult SHS Exposure at Work

Barnwell County	15.48%
South Carolina	27.20%

Adult Smoking

Barnwell County	27.65%
South Carolina	18.10%
United States	14.00%

HS Tobacco Use

South Carolina	27.50%
----------------	--------

HS E-Cigarette Use

South Carolina	22.10%
----------------	--------

College Smoking

United States	10.40%
---------------	--------

Yearly Smoking-Attributable Deaths

Barnwell County	46
-----------------	----

Smoking Attributable Mortality Rate (per 100,000)

Barnwell County	383.86
-----------------	--------



NP	No Policy
NP+	Missing Alternative Nicotine Products
SFI	Smoke-Free Indoors
SF	Smoke-Free Policy/Campus
TF	Tobacco-Free Campus
SHS	Secondhand Smoke
HBCU	Historically Black Colleges & Universities

Tobacco-Free percentage includes SF, TF, and TF* policies. Numbers indicate population or student enrollment. County population is unincorporated areas only. Rate percentages are rounded.



MUNICIPALITIES

Barnwell	NP	4,750
Barnwell Co.	NP	11,215
Blackville	SF	2,406
Elko	NP	193
Hilda	NP	447
Kline	NP	197
Snelling	NP	274
Willston	NP	3,139



SCHOOL DISTRICTS

Barnwell 19	TF*	596
Barnwell 29	TF*	814
Barnwell 45	TF*	2,106

*The Youth Access to Tobacco Prevention Act of 2006, has been amended to add a section requiring all local school districts to adopt, implement, and enforce a written tobacco-free school policy by August 1, 2019. The law has also been updated to include e-cigarettes in the definition of "alternative nicotine products." To date 78 of the 79 are compliant with this law.



COLLEGES/ UNIVERSITIES

Denmark Technical College** (HBCU)	SF	483
------------------------------------	----	-----



August 2022

BEAUFORT COUNTY

PROFILE

88% TOBACCO-FREE

7 out of 8 sites have a policy



THE DATA

Adult SHS Exposure at Work

Beaufort County	24.40%
South Carolina	27.20%

Adult Smoking

Beaufort County	10.74%
South Carolina	18.10%
United States	14.00%

HS Tobacco Use

South Carolina	27.50%
----------------	--------

HS E-Cigarette Use

South Carolina	22.10%
----------------	--------

College Smoking

United States	10.40%
---------------	--------

Yearly Smoking-Attributable Deaths

Beaufort County	197
-----------------	-----

Smoking Attributable Mortality Rate (per 100,000)

Beaufort County	185.99
-----------------	--------



NP	No Policy
NP+	Missing Alternative Nicotine Products
SF	Smoke-Free Policy/Campus
SFI	Smoke-Free Indoors
TF	Tobacco-Free Campus
SHS	Secondhand Smoke
HBCU	Historically Black Colleges & Universities

Tobacco-Free percentage includes SF, TF, and TF* policies. Numbers indicate population or student enrollment. County population is unincorporated areas only. Rate percentages are rounded.



MUNICIPALITIES


Beaufort	SF	12,361
Beaufort Co.	SF	88,538
Bluffton	SF	12,530
Hilton Head Island	SF	37,099
Port Royal	NP	10,678



SCHOOL DISTRICTS

Beaufort Co. Schools	TF*	22,257
----------------------	-----	--------

*The Youth Access to Tobacco Prevention Act of 2006, has been amended to add a section requiring all local school districts to adopt, implement, and enforce a written tobacco-free school policy by August 1, 2019. The law has also been updated to include e-cigarettes in the definition of "alternative nicotine products." To date 78 of the 79 are compliant with this law.



COLLEGES/ UNIVERSITIES

Technical College of the Lowcountry	TF*	2,308
USC - Beaufort	TF*	2,119

Policies labeled TF have been amended to now include e-cigarettes; site is indicated as having language prohibiting e-cigarettes campus-wide.



June 2022

BERKELEY COUNTY

PROFILE

33% TOBACCO-FREE

3 out of 9 sites have a policy



THE DATA

Adult SHS Exposure at Work

Berkeley County	29.65%
South Carolina	27.20%

Adult Smoking

Berkeley County	21.10%
South Carolina	18.10%
United States	14.00%

HS Tobacco Use

South Carolina	27.50%
----------------	--------

HS E-Cigarette Use

South Carolina	22.10%
----------------	--------

College Smoking

United States	10.40%
---------------	--------

Yearly Smoking-Attributable Deaths

Berkeley County	243
-----------------	-----

Smoking Attributable Mortality Rate (per 100,000)

Berkeley County	232.30
-----------------	--------



NP	No Policy
NP+	Missing Alternative Nicotine Products
SF	Smoke-Free Policy/Campus
SFI	Smoke-Free Indoors
TF	Tobacco-Free Campus
SHS	Secondhand Smoke
HBCU	Historically Black Colleges & Universities

Tobacco-Free percentage includes SF, TF, and TF* policies. Numbers indicate population or student enrollment. County population is unincorporated areas only. Rate percentages are rounded.



MUNICIPALITIES


Berkeley Co.	NP	113,767
Bonneau	NP	487
Goose Creek	SF	35,938
Hanahan	NP	17,997
Jamestown	NP	72
Moncks Corner	NP	7,885
St. Stephens	NP	1,697



SCHOOL DISTRICTS

Berkeley Co. Schools	TF*	36,915
----------------------	-----	--------

*The Youth Access to Tobacco Prevention Act of 2006, has been amended to add a section requiring all local school districts to adopt, implement, and enforce a written tobacco-free school policy by August 1, 2019. The law has also been updated to include e-cigarettes in the definition of "alternative nicotine products." To date 78 of the 79 are compliant with this law.



COLLEGES/ UNIVERSITIES

Trident Technical College**	TF*	12,351
-----------------------------	-----	--------

Policies labeled TF have been amended to now include e-cigarettes; site is indicated as having language prohibiting e-cigarettes campus-wide.



June 2022

CALHOUN COUNTY

PROFILE

40% TOBACCO-FREE

2 out of 5 sites have a policy



THE DATA

Adult SHS Exposure at Work

Calhoun County	11.94%
South Carolina	27.20%

Adult Smoking

Calhoun County	15.65%
South Carolina	18.10%
United States	14.00%

HS Tobacco Use

South Carolina	27.50%
----------------	--------

HS E-Cigarette Use

South Carolina	22.10%
----------------	--------

College Smoking

United States	10.40%
---------------	--------

Yearly Smoking-Attributable Deaths

Calhoun County	25
----------------	----

Smoking Attributable Mortality Rate (per 100,000)

Calhoun County	272.98
----------------	--------



NP	No Policy
NP+	Missing Alternative Nicotine Products
SF	Smoke-Free Policy/Campus
SFI	Smoke-Free Indoors
TF	Tobacco-Free Campus
SHS	Secondhand Smoke
HBCU	Historically Black Colleges & Universities

Tobacco-Free percentage includes SF, TF, and TF* policies. Numbers indicate population or student enrollment. County population is unincorporated areas only. Rate percentages are rounded.



MUNICIPALITIES

Calhoun Co.	NP	12,730
Cameron	NP	424
St. Matthews	NP	2,021



SCHOOL DISTRICTS

Calhoun Co. Schools	TF*	1,691
---------------------	-----	-------

*The Youth Access to Tobacco Prevention Act of 2006, has been amended to add a section requiring all local school districts to adopt, implement, and enforce a written tobacco-free school policy by August 1, 2019. The law has also been updated to include e-cigarettes in the definition of "alternative nicotine products." To date 76 of the 79 are compliant with this law.



COLLEGES/ UNIVERSITIES

Orangeburg-Calhoun Technical College**	TF*	2,298
--	-----	-------

Policies labeled TF have been amended to now include e-cigarettes; site is indicated as having language prohibiting e-cigarettes campus-wide.



June 2022

CHARLESTON COUNTY

PROFILE

50% TOBACCO-FREE

12 out of 24 sites have a policy



THE DATA

Adult SHS Exposure at Work

Charleston County	17.81%
South Carolina	27.20%

Adult Smoking

Charleston County	18.06%
South Carolina	18.10%
United States	14.00%

HS Tobacco Use

South Carolina	27.50%
----------------	--------

HS E-Cigarette Use

South Carolina	22.10%
----------------	--------

College Smoking

United States	10.40%
---------------	--------

Yearly Smoking-Attributable Deaths

Charleston County	450
-------------------	-----

Smoking Attributable Mortality Rate (per 100,000)

Charleston County	218.40
-------------------	--------



- NP** No Policy
- NP+** Missing Alternative Nicotine Products
- SF** Smoke-Free Policy/Campus
- SFI** Smoke-Free Indoors
- TF** Tobacco-Free Campus
- SHS** Secondhand Smoke
- HBCU** Historically Black Colleges & Universities

Tobacco-Free percentage includes SF, TF, and TF* policies. Numbers indicate population or student enrollment. County population is unincorporated areas only. Rate percentages are rounded.



MUNICIPALITIES


Awendaw	NP	1,294	McClellanville	NP	499
Charleston	SF	120,083	Meggett	NP	1,226
Charleston Co.	SF	41,460	Mount Pleasant	SF	67,843
Folly Beach	NP	2,617	N. Charleston	NP	97,471
Hollywood	SF	4,714	Ravenel	SF	2,465
Isle of Palms	SF	4,133	Rockville	NP	134
Kiawah Island	NP	1,626	Seabrook Island	NP	1,714
Lincolnton	NP	1,139	Sullivan's Island	SF	1,791



SCHOOL DISTRICTS

Charleston Co. Schools	TF*	49,928
------------------------	-----	--------

*The Youth Access to Tobacco Prevention Act of 2006, has been amended to add a section requiring all local school districts to adopt, implement, and enforce a written tobacco-free school policy by August 1, 2019. The law has also been updated to include e-cigarettes in the definition of "alternative nicotine products." To date 78 of the 79 are compliant with this law.



COLLEGES/ UNIVERSITIES

Amer. College of Building Arts	NP	41	Medical Uni. of Charleston	TF*	2,971
Charleston School of Law	NP	558	The Citadel	NP	3,767
Charleston Southern Uni.	TF*	3,477	Trident Technical College	TF*	12,351
College of Charleston	SFI*	10,545			

Policies labeled TF/SFI* have been amended to now include e-cigarettes; site is indicated as having language prohibiting e-cigarettes campus-wide.



June 2022

CHEROKEE COUNTY

PROFILE

50% TOBACCO-FREE

3 out of 6 sites have a policy



THE DATA

Adult SHS Exposure at Work

Cherokee County	68.50%
South Carolina	27.20%

Adult Smoking

Cherokee County	34.79%
South Carolina	18.10%
United States	14.00%

HS Tobacco Use

South Carolina	27.50%
----------------	--------

HS E-Cigarette Use

South Carolina	22.10%
----------------	--------

College Smoking

United States	10.40%
---------------	--------

Yearly Smoking-Attributable Deaths

Cherokee County	130
-----------------	-----

Smoking Attributable Mortality Rate (per 100,000)

Cherokee County	422.22
-----------------	--------



NP	No Policy
NP+	Missing Alternative Nicotine Products
SF	Smoke-Free Policy/Campus
SFI	Smoke-Free Indoors
TF	Tobacco-Free Campus
SHS	Secondhand Smoke
HBCU	Historically Black Colleges & Universities

Tobacco-Free percentage includes SF, TF, and TF* policies. Numbers indicate population or student enrollment. County population is unincorporated areas only. Rate percentages are rounded.



MUNICIPALITIES

Blacksburg	SF*	1,848
Cherokee Co.	NP	51,703
Gaffney	NP	12,414


Policies labeled SF have been amended to now include e-cigarettes; site is indicated as having language prohibiting e-cigarettes in indoor workplaces.



SCHOOL DISTRICTS

Cherokee Co. Schools	TF*	8,548
----------------------	-----	-------

*The Youth Access to Tobacco Prevention Act of 2006, has been amended to add a section requiring all local school districts to adopt, implement, and enforce a written tobacco-free school policy by August 1, 2019. The law has also been updated to include e-cigarettes in the definition of "alternative nicotine products." To date 78 of the 79 are compliant with this law.



COLLEGES/ UNIVERSITIES

Limestone College	TF*	2,199
Spartanburg Community College**	NP	4,633

Policies labeled TF have been amended to now include e-cigarettes; site is indicated as having language prohibiting e-cigarettes campus-wide.



June 2022

CHESTER COUNTY

PROFILE

25% TOBACCO-FREE

2 out of 8 sites have TF a policy



THE DATA

Adult SHS Exposure at Work

Chester County	28.50%
South Carolina	27.20%

Adult Smoking

Chester County	26.17%
South Carolina	18.10%
United States	14.00%

HS Tobacco Use

South Carolina	27.50%
----------------	--------

HS E-Cigarette Use

South Carolina	22.10%
----------------	--------

College Smoking

United States	10.40%
---------------	--------

Yearly Smoking-Attributable Deaths

Chester County	82
----------------	----

Smoking Attributable Mortality Rate (per 100,000)

Chester County	437.25
----------------	--------



NP	No Policy
NP+	Missing Alternative Nicotine Products
SFI	Smoke-Free Indoors
SF	Smoke-Free Policy/Campus
TFI	Tobacco-Free Indoors
TF	Tobacco-Free Campus
SHS	Secondhand Smoke
HBCU	Historically Black Colleges & Universities

Tobacco-Free percentage includes SF, TF, and TF* policies. Numbers indicate population or student enrollment. County population is unincorporated areas only. Rate percentages are rounded.



MUNICIPALITIES

Chester	NP	5,607
Chester Co.	NP	24,184
Fort Lawn	NP	895
Great Falls	NP	1,979
Lowrys	NP	200
Richburg	NP	275



SCHOOL DISTRICTS

Chester Co. Schools	TF*	5,014
---------------------	-----	-------

*The Youth Access to Tobacco Prevention Act of 2006, has been amended to add a section requiring all local school districts to adopt, implement, and enforce a written tobacco-free school policy by August 1, 2019. The law has also been updated to include e-cigarettes in the definition of "alternative nicotine products." To date 78 of the 79 are compliant with this law.



COLLEGES/ UNIVERSITIES

York Technical College	TFI*	4,529
------------------------	------	-------

Policies labeled TF/TFI* have been amended to now include e-cigarettes; site is indicated as having language prohibiting e-cigarettes campus-wide.



June 2022

CHESTERFIELD COUNTY PROFILE

9% TOBACCO-FREE

1 out of 11 sites have a policy



THE DATA

Adult SHS Exposure at Work

Chesterfield County	22.08%
South Carolina	27.20%

Adult Smoking

Chesterfield County	31.48%
South Carolina	18.10%
United States	14.00%

HS Tobacco Use

South Carolina	27.50%
----------------	--------

HS E-Cigarette Use

South Carolina	22.10%
----------------	--------

College Smoking

United States	10.40%
---------------	--------

Yearly Smoking-Attributable Deaths

Chesterfield County	109
---------------------	-----

Smoking Attributable Mortality Rate (per 100,000)

Chesterfield County	411.69
---------------------	--------



- NP** No Policy
- NP+** Missing Alternative Nicotine Products
- SF** Smoke-Free Policy/Campus
- SFI** Smoke-Free Indoors
- TF** Tobacco-Free Campus
- SHS** Secondhand Smoke
- HBCU** Historically Black Colleges & Universities

Tobacco-Free percentage includes SF, TF, and TF* policies. Numbers indicate population or student enrollment. County population is unincorporated areas only. Rate percentages are rounded.



MUNICIPALITIES

Cheraw	NP	5,851
Chesterfield	NP	1,472
Chesterfield Co.	NP	70,678
Jefferson	NP	753
McBee	NP	867
Mt. Croghan	NP	195
Pageland	NP	2,760
Patrick	NP	351
Ruby	NP	360



SCHOOL DISTRICTS

Chesterfield Co. Schools	TF*	6,995
--------------------------	-----	-------

*The Youth Access to Tobacco Prevention Act of 2006, has been amended to add a section requiring all local school districts to adopt, implement, and enforce a written tobacco-free school policy by August 1, 2019. The law has also been updated to include e-cigarettes in the definition of "alternative nicotine products." To date 78 of the 79 are compliant with this law.



COLLEGES/ UNIVERSITIES

Northeastern Technical College	NP	1,429
--------------------------------	----	-------



June 2022

CLARENDON COUNTY

PROFILE

44% TOBACCO-FREE

4 out of 9 sites have a policy



THE DATA

Adult SHS Exposure at Work

Clarendon County	23.27%
South Carolina	27.20%

Adult Smoking

Clarendon County	19.30%
South Carolina	18.10%
United States	14.00%

HS Tobacco Use

South Carolina	27.50%
----------------	--------

HS E-Cigarette Use

South Carolina	22.10%
----------------	--------

College Smoking

United States	10.40%
---------------	--------

Yearly Smoking-Attributable Deaths

Clarendon County	64
------------------	----

Smoking Attributable Mortality Rate (per 100,000)

Clarendon County	315.93
------------------	--------



NP	No Policy
NP+	Missing Alternative Nicotine Products
SF	Smoke-Free Policy/Campus
SFI	Smoke-Free Indoors
TF	Tobacco-Free Campus
SHS	Secondhand Smoke
HBCU	Historically Black Colleges & Universities

Tobacco-Free percentage includes SF, TF, and TF* policies. Numbers indicate population or student enrollment. County population is unincorporated areas only. Rate percentages are rounded.



MUNICIPALITIES


Clarendon Co.	NP	28,912
Manning	NP	4,108
Paxville	NP	185
Summerton	NP	1,000
Turbeville	NP	766



SCHOOL DISTRICTS

Clarendon 1	TF*	682
Clarendon 2	TF*	2,868
Clarendon 3	TF*	1,282

*The Youth Access to Tobacco Prevention Act of 2006, has been amended to add a section requiring all local school districts to adopt, implement, and enforce a written tobacco-free school policy by August 1, 2019. The law has also been updated to include e-cigarettes in the definition of "alternative nicotine products." To date 78 of the 79 are compliant with this law.



COLLEGES/ UNIVERSITIES

Central Carolina Technical College**	TF*	3,361
---	-----	-------

Policies labeled TF have been amended to now include e-cigarettes; site is indicated as having language prohibiting e-cigarettes campus-wide.



June 2022

COLLETON COUNTY

PROFILE

56% TOBACCO-FREE

5 out of 9 sites have a policy



THE DATA

Adult SHS Exposure at Work

Colleton County	30.09%
South Carolina	27.20%

Adult Smoking

Colleton County	16.11%
South Carolina	18.10%
United States	14.00%

HS Tobacco Use

South Carolina	27.50%
----------------	--------

HS E-Cigarette Use

South Carolina	22.10%
----------------	--------

College Smoking

United States	10.40%
---------------	--------

Yearly Smoking-Attributable Deaths

Colleton County	79
-----------------	----

Smoking Attributable Mortality Rate (per 100,000)

Colleton County	361.60
-----------------	--------



NP	No Policy
NP+	Missing Alternative Nicotine Products
SF	Smoke-Free Policy/Campus
SFI	Smoke-Free Indoors
TF	Tobacco-Free Campus
SHS	Secondhand Smoke
HBCU	Historically Black Colleges & Universities

Tobacco-Free percentage includes SF, TF, and TF* policies. Numbers indicate population or student enrollment. County population is unincorporated areas only. Rate percentages are rounded.



MUNICIPALITIES

Colleton Co.	SF	31,955
Cottageville	NP	762
Edisto Beach	SF	414
Lodge	NP	120
Smoaks	NP	126
Walterboro	SF	5,398
Williams	NP	117



SCHOOL DISTRICTS

Colleton Co. Schools	TF*	5,346
----------------------	-----	-------

*The Youth Access to Tobacco Prevention Act of 2006, has been amended to add a section requiring all local school districts to adopt, implement, and enforce a written tobacco-free school policy by August 1, 2019. The law has also been updated to include e-cigarettes in the definition of "alternative nicotine products." To date 78 of the 79 are compliant with this law.



COLLEGES/ UNIVERSITIES

Technical College of the Lowcountry**	TF*	2,308
---------------------------------------	-----	-------

Policies labeled TF have been amended to now include e-cigarettes; site is indicated as having language prohibiting e-cigarettes campus-wide.



June 2022

DARLINGTON COUNTY

PROFILE

50% TOBACCO-FREE

4 out of 8 sites have a policy



THE DATA

Adult SHS Exposure at Work

Darlington County	22.18%
South Carolina	27.20%

Adult Smoking

Darlington County	15.39%
South Carolina	18.10%
United States	14.00%

HS Tobacco Use

South Carolina	27.50%
----------------	--------

HS E-Cigarette Use

South Carolina	22.10%
----------------	--------

College Smoking

United States	10.40%
---------------	--------

Yearly Smoking-Attributable Deaths

Darlington County	125
-------------------	-----

Smoking Attributable Mortality Rate (per 100,000)

Darlington County	324.10
-------------------	--------



NP	No Policy
NP+	Missing Alternative Nicotine Products
SF	Smoke-Free Policy/Campus
SFI	Smoke-Free Indoors
TF	Tobacco-Free Campus
SHS	Secondhand Smoke
HBCU	Historically Black Colleges & Universities

Tobacco-Free percentage includes SF, TF, and TF* policies. Numbers indicate population or student enrollment. County population is unincorporated areas only. Rate percentages are rounded.



MUNICIPALITIES

Darlington	NP	6,289
Darlington Co.	NP	53,076
Hartsville	SF	7,764
Lamar	NP	989
Society Hill	NP	563



SCHOOL DISTRICTS

Darlington Co. Schools	TF*	9,747
------------------------	-----	-------

*The Youth Access to Tobacco Prevention Act of 2006, has been amended to add a section requiring all local school districts to adopt, implement, and enforce a written tobacco-free school policy by August 1, 2019. The law has also been updated to include e-cigarettes in the definition of "alternative nicotine products." To date 78 of the 79 are compliant with this law.



COLLEGES/ UNIVERSITIES

Coker College	TF*	1,113
Florence Darlington Technical College**	SFI*	3,558

Policies labeled TF/SFI* have been amended to now include e-cigarettes; site is indicated as having language prohibiting e-cigarettes campus-wide.



June 2022

DILLON COUNTY

PROFILE

29% TOBACCO-FREE

2 out of 7 sites have a policy



THE DATA

Adult SHS Exposure at Work

Dillon County	7.28%
South Carolina	27.20%

Adult Smoking

Dillon County	31.92%
South Carolina	18.10%
United States	14.00%

HS Tobacco Use

South Carolina	27.50%
----------------	--------

HS E-Cigarette Use

South Carolina	22.10%
----------------	--------

College Smoking

United States	10.40%
---------------	--------

Yearly Smoking-Attributable Deaths

Dillon County	71
---------------	----

Smoking Attributable Mortality Rate (per 100,000)

Dillon County	430.29
---------------	--------



NP	No Policy
NP+	Missing Alternative Nicotine Products
SF	Smoke-Free Policy/Campus
SFI	Smoke-Free Indoors
TF	Tobacco-Free Campus
SHS	Secondhand Smoke
HBCU	Historically Black Colleges & Universities

Tobacco-Free percentage includes SF, TF, and TF* policies. Numbers indicate population or student enrollment. County population is unincorporated areas only. Rate percentages are rounded.



MUNICIPALITIES


Dillon	NP	6,788
Dillon Co.	NP	23,088
Lake View	NP	807
Latta	NP	1,379



SCHOOL DISTRICTS

Dillon 3	TF*	1,576
Dillon 4	TF*	3,968

*The Youth Access to Tobacco Prevention Act of 2006, has been amended to add a section requiring all local school districts to adopt, implement, and enforce a written tobacco-free school policy by August 1, 2019. The law has also been updated to include e-cigarettes in the definition of "alternative nicotine products." To date 78 of the 79 are compliant with this law.



COLLEGES/ UNIVERSITIES

Northeastern Technical College**	NP	1,429
----------------------------------	----	-------



June 2022

DORCHESTER COUNTY

PROFILE

44% TOBACCO-FREE

4 out of 9 sites have a policy



THE DATA

Adult SHS Exposure at Work

Dorchester County	32.34%
South Carolina	27.20%

Adult Smoking

Dorchester County	25.98%
South Carolina	18.10%
United States	14.00%

HS Tobacco Use

South Carolina	27.50%
----------------	--------

HS E-Cigarette Use

South Carolina	22.10%
----------------	--------

College Smoking

United States	10.40%
---------------	--------

Yearly Smoking-Attributable Deaths

Dorchester County	204
-------------------	-----

Smoking Attributable Mortality Rate (per 100,000)

Dorchester County	256.73
-------------------	--------



NP	No Policy
NP+	Missing Alternative Nicotine Products
SF	Smoke-Free Policy/Campus
SFI	Smoke-Free Indoors
TF	Tobacco-Free Campus
SHS	Secondhand Smoke
HBCU	Historically Black Colleges & Universities

Tobacco-Free percentage includes SF, TF, and TF* policies. Numbers indicate population or student enrollment. County population is unincorporated areas only. Rate percentages are rounded.



MUNICIPALITIES

Dorchester Co.	NP	88,227
Harleyville	NP	677
Reevesville	NP	196
Ridgeville	NP	1,979
St. George	NP	2,084
Summerville	SF	43,392



SCHOOL DISTRICTS

Dorchester 2	TF*	25,975
Dorchester 4	TF*	2,254

*The Youth Access to Tobacco Prevention Act of 2006, has been amended to add a section requiring all local school districts to adopt, implement, and enforce a written tobacco-free school policy by August 1, 2019. The law has also been updated to include e-cigarettes in the definition of "alternative nicotine products." To date 78 of the 79 are compliant with this law.



COLLEGES/ UNIVERSITIES

Trident Technical College**	TF*	12,351
-----------------------------	-----	--------

Policies labeled TF have been amended to now include e-cigarettes; site is indicated as having language prohibiting e-cigarettes campus-wide.



June 2022

EDGEFIELD COUNTY

PROFILE

29% TOBACCO-FREE

2 out of 7 sites have a TF policy



THE DATA

Adult SHS Exposure at Work

Edgefield County	44.43%
South Carolina	27.20%

Adult Smoking

Edgefield County	12.43%
South Carolina	18.10%
United States	14.00%

HS Tobacco Use

South Carolina	27.50%
----------------	--------

HS E-Cigarette Use

South Carolina	22.10%
----------------	--------

College Smoking

United States	10.40%
---------------	--------

Yearly Smoking-Attributable Deaths

Edgefield County	33
------------------	----

Smoking Attributable Mortality Rate (per 100,000)

Edgefield County	206.35
------------------	--------



NP	No Policy
NP+	Missing Alternative Nicotine Products
SFI	Smoke-Free Indoors
SF	Smoke-Free Policy/Campus
TF	Tobacco-Free Campus
SHS	Secondhand Smoke
HBCU	Historically Black Colleges & Universities

Tobacco-Free percentage includes SF, TF, and TF* policies. Numbers indicate population or student enrollment. County population is unincorporated areas only. Rate percentages are rounded.



MUNICIPALITIES


Edgefield	NP	4,750
Edgefield Co.	NP	19,677
North Augusta	NP	21,348
Johnston	NP	2,362
Trenton	NP	196



SCHOOL DISTRICTS

Edgefield Co. Schools	TF*	3,337
-----------------------	-----	-------

*The Youth Access to Tobacco Prevention Act of 2006, has been amended to add a section requiring all local school districts to adopt, implement, and enforce a written tobacco-free school policy by August 1, 2019. The law has also been updated to include e-cigarettes in the definition of "alternative nicotine products." To date 78 of the 79 are compliant with this law.



COLLEGES/ UNIVERSITIES

Piedmont Technical College**	TF*	4,747
------------------------------	-----	-------

Policies labeled TF have been amended to now include e-cigarettes; site is indicated as having language prohibiting e-cigarettes campus-wide.



June 2022

FAIRFIELD COUNTY

PROFILE

33% TOBACCO-FREE

2 out of 6 sites have a TF policy



THE DATA

Adult SHS Exposure at Work

Fairfield County	25.08%
South Carolina	27.20%

Adult Smoking

Fairfield County	22.21%
South Carolina	18.10%
United States	14.00%

HS Tobacco Use

South Carolina	27.50%
----------------	--------

HS E-Cigarette Use

South Carolina	22.10%
----------------	--------

College Smoking

United States	10.40%
---------------	--------

Yearly Smoking-Attributable Deaths

Fairfield County	48
------------------	----

Smoking Attributable Mortality Rate (per 100,000)

Fairfield County	336.61
------------------	--------



NP	No Policy
NP+	Missing Alternative Nicotine Products
SFI	Smoke-Free Indoors
SF	Smoke-Free Policy/Campus
TF	Tobacco-Free Campus
SHS	Secondhand Smoke
HBCU	Historically Black Colleges & Universities

Tobacco-Free percentage includes SF, TF, and TF* policies. Numbers indicate population or student enrollment. County population is unincorporated areas only. Rate percentages are rounded.



MUNICIPALITIES


Fairfield Co.	NP	20,041
Jenkinsville	NP	46
Ridgeway	NP	319
Winnsboro	NP	3,550



SCHOOL DISTRICTS

Fairfield Co. Schools	TF*	2,536
-----------------------	-----	-------

*The Youth Access to Tobacco Prevention Act of 2006, has been amended to add a section requiring all local school districts to adopt, implement, and enforce a written tobacco-free school policy by August 1, 2019. The law has also been updated to include e-cigarettes in the definition of "alternative nicotine products." To date 78 of the 79 are compliant with this law.



COLLEGES/ UNIVERSITIES

Midlands Technical College**	TF*	9,160
------------------------------	-----	-------

Policies labeled TF have been amended to now include e-cigarettes; site is indicated as having language prohibiting e-cigarettes campus-wide.



June 2022

FLORENCE COUNTY

PROFILE

53% TOBACCO-FREE

9 out of 17 sites have a policy



THE DATA

Adult SHS Exposure at Work

Florence County	19.99%
South Carolina	27.20%

Adult Smoking

Florence County	17.93%
South Carolina	18.10%
United States	14.00%

HS Tobacco Use

South Carolina	27.50%
----------------	--------

HS E-Cigarette Use

South Carolina	22.10%
----------------	--------

College Smoking

United States	10.40%
---------------	--------

Yearly Smoking-Attributable Deaths

Florence County	158
-----------------	-----

Smoking Attributable Mortality Rate (per 100,000)

Florence County	210.48
-----------------	--------



NP	No Policy
NP+	Missing Alternative Nicotine Products
SF	Smoke-Free Policy/Campus
SFI	Smoke-Free Indoors
TF	Tobacco-Free Campus
SHS	Secondhand Smoke
HBCU	Historically Black Colleges & Universities

Tobacco-Free percentage includes SF, TF, and TF* policies. Numbers indicate population or student enrollment. County population is unincorporated areas only. Rate percentages are rounded.



MUNICIPALITIES

Coward	NP	752
Florence	SF	37,056
Florence Co.	NP	71,206
Johnsonville	NP	1,480
Lake City	NP	6,675
Olanta	NP	563
Pamplico	NP	1,226
Quinby	SF	932
Scranton	NP	932
Timmonsville	SF	2,320



SCHOOL DISTRICTS

Florence 1	TF*	15,794
Florence 2	TF*	1,087
Florence 3	TF*	3,307
Florence 4	TF*	685
Florence 5	TF*	1,201

*The Youth Access to Tobacco Prevention Act of 2006, has been amended to add a section requiring all local school districts to adopt, implement, and enforce a written tobacco-free school policy by August 1, 2019. The law has also been updated to include e-cigarettes in the definition of "alternative nicotine products." To date 78 of the 79 are compliant with this law.



COLLEGES/ UNIVERSITIES

Florence Darlington Technical College	NP	3,558
Francis Marion University	SF	4,240



June 2022

GEORGETOWN COUNTY PROFILE

17% TOBACCO-FREE
1 out of 6 sites have a policy



THE DATA

Adult SHS Exposure at Work

Georgetown County	18.01%
South Carolina	27.20%

Adult Smoking

Georgetown County	12.20%
South Carolina	18.10%
United States	14.00%

HS Tobacco Use

South Carolina	27.50%
----------------	--------

HS E-Cigarette Use

South Carolina	22.10%
----------------	--------

College Smoking

United States	10.40%
---------------	--------

Yearly Smoking-Attributable Deaths

Georgetown County	111
-------------------	-----

Smoking Attributable Mortality Rate (per 100,000)

Georgetown County	284.62
-------------------	--------



NP	No Policy
NP+	Missing Alternative Nicotine Products
SF	Smoke-Free Policy/Campus
SFI	Smoke-Free Indoors
TF	Tobacco-Free Campus
SHS	Secondhand Smoke
HBCU	Historically Black Colleges & Universities

Tobacco-Free percentage includes SF, TF, and TF* policies. Numbers indicate population or student enrollment. County population is unincorporated areas only. Rate percentages are rounded.



MUNICIPALITIES

Andrews	NP	2,861
Georgetown	NP	9,163
Georgetown Co.	NP	48,031
Pawley's Island	NP	103



SCHOOL DISTRICTS

Georgetown Co. Schools	TF*	9,062
------------------------	-----	-------

*The Youth Access to Tobacco Prevention Act of 2006, has been amended to add a section requiring all local school districts to adopt, implement, and enforce a written tobacco-free school policy by August 1, 2019. The law has also been updated to include e-cigarettes in the definition of "alternative nicotine products." To date 78 of the 79 are compliant with this law.



COLLEGES/ UNIVERSITIES

Horry Georgetown Technical College**	NP	6,705
--------------------------------------	----	-------



June 2022

GREENVILLE COUNTY

PROFILE

42% TOBACCO-FREE

5 out of 12 sites have a policy



THE DATA

Adult SHS Exposure at Work

Greenville County	30.54%
South Carolina	27.20%

Adult Smoking

Greenville County	14.55%
South Carolina	18.10%
United States	14.00%

HS Tobacco Use

South Carolina	27.50%
----------------	--------

HS E-Cigarette Use

South Carolina	22.10%
----------------	--------

College Smoking

United States	10.40%
---------------	--------

Yearly Smoking-Attributable Deaths

Greenville County	563
-------------------	-----

Smoking Attributable

Mortality Rate (per 100,000)

Greenville County	213.50
-------------------	--------



NP	No Policy
NP+	Missing Alternative Nicotine Products
SF	Smoke-Free Policy/Campus
SFI	Smoke-Free Indoors
TF	Tobacco-Free Campus
SHS	Secondhand Smoke
HBCU	Historically Black Colleges & Universities

Tobacco-Free percentage includes SF, TF, and TF* policies. Numbers indicate population or student enrollment. County population is unincorporated areas only. Rate percentages are rounded.



MUNICIPALITIES

Fountain Inn	NP	7,799
Greenville	SF	58,409
Greenville Co.	NP	313,799
Greer	NP	25,515
Mauldin	NP	22,889
Simpsonville	SF	18,238
Travelers Rest	NP	4,576



SCHOOL DISTRICTS

Greenville Co. Schools	TF*	76,982
------------------------	-----	--------

*The Youth Access to Tobacco Prevention Act of 2006, has been amended to add a section requiring all local school districts to adopt, implement, and enforce a written tobacco-free school policy by August 1, 2019. The law has also been updated to include e-cigarettes in the definition of "alternative nicotine products." To date 78 of the 79 are compliant with this law.



COLLEGES/ UNIVERSITIES

Bob Jones Uni.	TF*	3,008
Furman Uni.	NP	2,828
Greenville Technical College	NP	11,123
N. Greenville Uni.	TF*	2,426

Policies labeled TF have been amended to now include e-cigarettes; site is indicated as having language prohibiting e-cigarettes campus-wide.



June 2022

GREENWOOD COUNTY

PROFILE

45% TOBACCO-FREE

5 out of 11 sites have a policy



THE DATA

Adult SHS Exposure at Work

Greenwood County	27.74%
South Carolina	27.20%

Adult Smoking

Greenwood County	11.90%
South Carolina	18.10%
United States	14.00%

HS Tobacco Use

South Carolina	27.50%
----------------	--------

HS E-Cigarette Use

South Carolina	22.10%
----------------	--------

College Smoking

United States	10.40%
---------------	--------

Yearly Smoking-Attributable Deaths

Greenwood County	104
------------------	-----

Smoking Attributable Mortality Rate (per 100,000)

Greenwood County	269.89
------------------	--------



NP	No Policy
NP+	Missing Alternative Nicotine Products
SF	Smoke-Free Policy/Campus
SFI	Smoke-Free Indoors
TF	Tobacco-Free Campus
SHS	Secondhand Smoke
HBCU	Historically Black Colleges & Universities

Tobacco-Free percentage includes SF, TF, and TF* policies. Numbers indicate population or student enrollment. County population is unincorporated areas only. Rate percentages are rounded.



MUNICIPALITIES

Greenwood	NP	23,222
Greenwood Co.	NP	44,193
Hodges	NP	155
Ninety Six	NP	1,998
Troy	NP	93
Ware Shoals	NP	2,170



SCHOOL DISTRICTS

Greenwood 50	TF*	8,742
Greenwood 51	TF*	959
Greenwood 52	TF*	1,553

*The Youth Access to Tobacco Prevention Act of 2006, has been amended to add a section requiring all local school districts to adopt, implement, and enforce a written tobacco-free school policy by August 1, 2019. The law has also been updated to include e-cigarettes in the definition of "alternative nicotine products." To date 78 of the 79 are compliant with this law.



COLLEGES/ UNIVERSITIES

Lander University	TF*	3,226
Piedmont Technical College	TF*	4,747

Policies labeled TF have been amended to now include e-cigarettes; site is indicated as having language prohibiting e-cigarettes campus-wide.



June 2022

HAMPTON COUNTY

PROFILE

38% TOBACCO-FREE

5 out of 13 sites have a policy



THE DATA

Adult SHS Exposure at Work

Hampton County	22.57%
South Carolina	27.20%

Adult Smoking

Hampton County	13.62%
South Carolina	18.10%
United States	14.00%

HS Tobacco Use

South Carolina	27.50%
----------------	--------

HS E-Cigarette Use

South Carolina	22.10%
----------------	--------

College Smoking

United States	10.40%
---------------	--------

Yearly Smoking-Attributable Deaths

Hampton County	30
----------------	----

Smoking Attributable Mortality Rate (per 100,000)

Hampton County	262.21
----------------	--------



NP	No Policy
NP+	Missing Alternative Nicotine Products
SF	Smoke-Free Policy/Campus
SFI	Smoke-Free Indoors
TF	Tobacco-Free Campus
SHS	Secondhand Smoke
HBCU	Historically Black Colleges & Universities

Tobacco-Free percentage includes SF, TF, and TF* policies. Numbers indicate population or student enrollment. County population is unincorporated areas only. Rate percentages are rounded.



MUNICIPALITIES

Brunson	NP	554
Estill	SF	2,040
Furman	NP	239
Gifford	NP	288
Hampton	SF	2,808
Hampton Co.	NP	12,657
Luray	NP	127
Scotia	NP	215
Varnville	NP	2,162
Yemassee	SF*	1,027


Policies labeled SF have been amended to now include e-cigarettes; site is indicated as having language prohibiting e-cigarettes in indoor workplaces.



SCHOOL DISTRICTS

Hampton 1	NP+	2,111
Hampton 2	TF*	680

*The Youth Access to Tobacco Prevention Act of 2006, has been amended to add a section requiring all local school districts to adopt, implement, and enforce a written tobacco-free school policy by August 1, 2019. The law has also been updated to include e-cigarettes in the definition of "alternative nicotine products." To date 78 of the 79 are compliant with this law.



COLLEGES/ UNIVERSITIES

Technical College of the Lowcountry**	TF*	2,308
---------------------------------------	-----	-------

Policies labeled TF have been amended to now include e-cigarettes; site is indicated as having language prohibiting e-cigarettes campus-wide.



June 2022

HORRY COUNTY

PROFILE

50% TOBACCO-FREE

6 out of 12 sites have a policy



THE DATA

Adult SHS Exposure at Work

Horry County	24.70%
South Carolina	27.20%

Adult Smoking

Horry County	23.64%
South Carolina	18.10%
United States	14.00%

HS Tobacco Use

South Carolina	27.50%
----------------	--------

HS E-Cigarette Use

South Carolina	22.10%
----------------	--------

College Smoking

United States	10.40%
---------------	--------

Yearly Smoking-Attributable Deaths

Horry County	611
--------------	-----

Smoking Attributable Mortality Rate (per 100,000)

Horry County	323.46
--------------	--------



NP	No Policy
NP+	Missing Alternative Nicotine Products
SF	Smoke-Free Policy/Campus
SFI	Smoke-Free Indoors
TF	Tobacco-Free Campus
SHS	Secondhand Smoke
HBCU	Historically Black Colleges & Universities

Tobacco-Free percentage includes SF, TF, and TF* policies. Numbers indicate population or student enrollment. County population is unincorporated areas only. Rate percentages are rounded.



MUNICIPALITIES


Atlantic Beach	SF	334
Aynor	NP	560
Briarcliffe Acres	NP	457
Conway	NP	17,103
Horry Co.	NP	203,743
Loris	NP	2,396
Myrtle Beach	NP	27,109
N. Myrtle Beach	SF	13,752
Surfside Beach	SF	3,837



SCHOOL DISTRICTS

Horry Co. Schools	TF*	45,572
-------------------	-----	--------

*The Youth Access to Tobacco Prevention Act of 2006, has been amended to add a section requiring all local school districts to adopt, implement, and enforce a written tobacco-free school policy by August 1, 2019. The law has also been updated to include e-cigarettes in the definition of "alternative nicotine products." To date 78 of the 79 are compliant with this law.



COLLEGES/ UNIVERSITIES

Coastal Carolina University	TF*	10,484
Horry-Georgetown Technical College	SFI*	6,705

Policies labeled TF/SFI* have been amended to now include e-cigarettes; site is indicated as having language prohibiting e-cigarettes campus-wide.



June 2022

JASPER COUNTY

PROFILE

40% TOBACCO-FREE

2 out of 5 sites have a policy



THE DATA

Adult SHS Exposure at Work

Jasper County	29.61%
South Carolina	27.20%

Adult Smoking

Jasper County	21.05%
South Carolina	18.10%
United States	14.00%

HS Tobacco Use

South Carolina	27.50%
----------------	--------

HS E-Cigarette Use

South Carolina	22.10%
----------------	--------

College Smoking

United States	10.40%
---------------	--------

Yearly Smoking-Attributable Deaths

Jasper County	35
---------------	----

Smoking Attributable Mortality Rate (per 100,000)

Jasper County	231.77
---------------	--------



NP	No Policy
NP+	Missing Alternative Nicotine Products
SF	Smoke-Free Policy/Campus
SFI	Smoke-Free Indoors
TF	Tobacco-Free Campus
SHS	Secondhand Smoke
HBCU	Historically Black Colleges & Universities

Tobacco-Free percentage includes SF, TF, and TF* policies. Numbers indicate population or student enrollment. County population is unincorporated areas only. Rate percentages are rounded.



MUNICIPALITIES


Hardeeville	NP	2,952
Jasper Co.	NP	17,789
Ridgeland	NP	4,036



SCHOOL DISTRICTS

Jasper Co. Schools	TF*	2,697
--------------------	-----	-------

*The Youth Access to Tobacco Prevention Act of 2006, has been amended to add a section requiring all local school districts to adopt, implement, and enforce a written tobacco-free school policy by August 1, 2019. The law has also been updated to include e-cigarettes in the definition of "alternative nicotine products." To date 78 of the 79 are compliant with this law.



COLLEGES/ UNIVERSITIES

Technical College of the Lowcountry**	TF*	2,308
---------------------------------------	-----	-------

Policies labeled TF/SFI* have been amended to now include e-cigarettes; site is indicated as having language prohibiting e-cigarettes campus-wide.



June 2022

KERSHAW COUNTY

PROFILE

50% TOBACCO-FREE

3 out of 6 sites have a TF policy



THE DATA

Adult SHS Exposure at Work

Kershaw County	8.75%
South Carolina	27.20%

Adult Smoking

Kershaw County	16.89%
South Carolina	18.10%
United States	14.00%

HS Tobacco Use

South Carolina	27.50%
----------------	--------

HS E-Cigarette Use

South Carolina	22.10%
----------------	--------

College Smoking

United States	10.40%
---------------	--------

Yearly Smoking-Attributable Deaths

Kershaw County	107
----------------	-----

Smoking Attributable Mortality Rate (per 100,000)

Kershaw County	293.29
----------------	--------



NP	No Policy
NP+	Missing Alternative Nicotine Products
SFI	Smoke-Free Indoors
SF	Smoke-Free Policy/Campus
TF	Tobacco-Free Campus
SHS	Secondhand Smoke
HBCU	Historically Black Colleges & Universities

Tobacco-Free percentage includes SF, TF, and TF* policies. Numbers indicate population or student enrollment. County population is unincorporated areas only. Rate percentages are rounded.



MUNICIPALITIES

Bethune	NP	334
Camden	SF*	6,838
Elgin	NP	1,311
Kershaw Co.	NP	53,214

Policies labeled SF have been amended to now include e-cigarettes; site is indicated as having language prohibiting e-cigarettes in indoor workplaces.



SCHOOL DISTRICTS

Kershaw Co. Schools	TF*	10,855
---------------------	-----	--------

*The Youth Access to Tobacco Prevention Act of 2006, has been amended to add a section requiring all local school districts to adopt, implement, and enforce a written tobacco-free school policy by August 1, 2019. The law has also been updated to include e-cigarettes in the definition of "alternative nicotine products." To date 78 of the 79 are compliant with this law.



COLLEGES/ UNIVERSITIES

Central Carolina Technical College**	TF*	3,361
--------------------------------------	-----	-------

Policies labeled TF have been amended to now include e-cigarettes; site is indicated as having language prohibiting e-cigarettes campus-wide.



June 2022

LANCASTER COUNTY

PROFILE

100% TOBACCO-FREE

8 out of 8 sites have a TF policy



THE DATA

Adult SHS Exposure at Work

Lancaster County	20.04%
South Carolina	27.20%

Adult Smoking

Lancaster County	20.38%
South Carolina	18.10%
United States	14.00%

HS Tobacco Use

South Carolina	27.50%
----------------	--------

HS E-Cigarette Use

South Carolina	22.10%
----------------	--------

College Smoking

United States	10.40%
---------------	--------

Yearly Smoking-Attributable Deaths

Lancaster County	149
------------------	-----

Smoking Attributable Mortality Rate (per 100,000)

Lancaster County	291.24
------------------	--------



NP	No Policy
NP+	Missing Alternative Nicotine Products
SFI	Smoke-Free Indoors
SF	Smoke-Free Policy, Campus
TFI	Tobacco-Free Indoors
TF	Tobacco-Free Policy, Campus
SHS	Secondhand Smoke
HBCU	Historically Black Colleges & Universities

Tobacco-Free percentage includes SF, TF, and TF* policies. Numbers indicate population or student enrollment. County population is unincorporated areas only. Rate percentages are rounded.



MUNICIPALITIES

Health Springs	SF	790
Kershaw	SF	1,803
Lancaster	SF	8,526
Lancaster Co.	SF*	65,533
Van Wyck	SF*	31,813



SCHOOL DISTRICTS

Lancaster Co. Schools	TF	14,164
-----------------------	----	--------

*The Youth Access to Tobacco Prevention Act of 2006, has been amended to add a section requiring all local school districts to adopt, implement, and enforce a written tobacco-free school policy by August 1, 2019. The law has also been updated to include e-cigarettes in the definition of "alternative nicotine products." To date 78 of the 79 are compliant with this law.



COLLEGES/ UNIVERSITIES

USC - Lancaster	TF*	1,640
York Technical College**	TFI*	4,529

Policies labeled TF/TFI* have been amended to now include e-cigarettes; site is indicated as having language prohibiting e-cigarettes campus-wide.



June 2022

LAURENS COUNTY

PROFILE

33% TOBACCO-FREE

3 out of 9 sites have a policy



THE DATA

Adult SHS Exposure at Work

Laurens County	33.20%
South Carolina	27.20%

Adult Smoking

Laurens County	22.27%
South Carolina	18.10%
United States	14.00%

HS Tobacco Use

South Carolina	27.50%
----------------	--------

HS E-Cigarette Use

South Carolina	22.10%
----------------	--------

College Smoking

United States	10.40%
---------------	--------

Yearly Smoking-Attributable Deaths

Laurens County	138
----------------	-----

Smoking Attributable Mortality Rate (per 100,000)

Laurens County	365.55
----------------	--------



NP	No Policy
NP+	Missing Alternative Nicotine Products
SF	Smoke-Free Policy/Campus
SFI	Smoke-Free Indoors
TF	Tobacco-Free Campus
SHS	Secondhand Smoke
HBCU	Historically Black Colleges & Universities

Tobacco-Free percentage includes SF, TF, and TF* policies. Numbers indicate population or student enrollment. County population is unincorporated areas only. Rate percentages are rounded.



MUNICIPALITIES


Clinton	NP	8,490
Cross Hill	NP	507
Gray Court	NP	795
Laurens	NP	9,139
Laurens Co.	NP	47,440
Waterloo	NP	166



SCHOOL DISTRICTS

Laurens 55	TF*	5,609
Laurens 56	TF*	2,867

*The Youth Access to Tobacco Prevention Act of 2006, has been amended to add a section requiring all local school districts to adopt, implement, and enforce a written tobacco-free school policy by August 1, 2019. The law has also been updated to include e-cigarettes in the definition of "alternative nicotine products." To date 78 of the 79 are compliant with this law.



COLLEGES/ UNIVERSITIES

Piedmont Technical College**	TF*	4,747
------------------------------	-----	-------

Policies labeled TF have been amended to now include e-cigarettes; site is indicated as having language prohibiting e-cigarettes campus-wide.



June 2022

LEE COUNTY

PROFILE

20% TOBACCO-FREE

1 out of 5 sites have a policy



THE DATA

Adult SHS Exposure at Work

Lee County	25.16%
South Carolina	27.20%

Adult Smoking

Lee County	31.50%
South Carolina	18.10%
United States	14.00%

HS Tobacco Use

South Carolina	27.50%
----------------	--------

HS E-Cigarette Use

South Carolina	22.10%
----------------	--------

College Smoking

United States	10.40%
---------------	--------

Yearly Smoking-Attributable Deaths

Lee County	36
------------	----

Smoking Attributable Mortality Rate (per 100,000)

Lee County	352.82
------------	--------



NP	No Policy
NP+	Missing Alternative Nicotine Products
SF	Smoke-Free Policy/Campus
SFI	Smoke-Free Indoors
TF	Tobacco-Free Campus
SHS	Secondhand Smoke
HBCU	Historically Black Colleges & Universities

Tobacco-Free percentage includes SF, TF, and TF* policies. Numbers indicate population or student enrollment. County population is unincorporated areas only. Rate percentages are rounded.



MUNICIPALITIES


Bishopville	NP	3,471
Lee Co.	NP	15,376
Lynchburg	NP	373



SCHOOL DISTRICTS

Lee Co. Schools	NP	1,645
-----------------	----	-------

*The Youth Access to Tobacco Prevention Act of 2006, has been amended to add a section requiring all local school districts to adopt, implement, and enforce a written tobacco-free school policy by August 1, 2019. The law has also been updated to include e-cigarettes in the definition of "alternative nicotine products." To date 78 of the 79 are compliant with this law.



COLLEGES/ UNIVERSITIES

Central Carolina Technical College*	TF*	3,361
-------------------------------------	-----	-------

Policies labeled TF have been amended to now include e-cigarettes; site is indicated as having language prohibiting e-cigarettes campus-wide.



June 2022

LEXINGTON COUNTY

PROFILE

67% TOBACCO-FREE

14 out of 21 sites have a TF policy



THE DATA

Adult SHS Exposure at Work

Lexington County	19.46%
South Carolina	27.20%

Adult Smoking

Lexington County	14.26%
South Carolina	18.10%
United States	14.00%

HS Tobacco Use

South Carolina	27.50%
----------------	--------

HS E-Cigarette Use

South Carolina	22.10%
----------------	--------

College Smoking

United States	10.40%
---------------	--------

Yearly Smoking-Attributable Deaths

Lexington County	350
------------------	-----

Smoking Attributable Mortality Rate (per 100,000)

Lexington County	246.71
------------------	--------



NP	No Policy
NP+	Missing Alternative Nicotine Products
SFI	Smoke-Free Indoors
SF	Smoke-Free Policy/Campus
TF	Tobacco-Free Campus
SHS	Secondhand Smoke
HBCU	Historically Black Colleges & Universities

Tobacco-Free percentage includes SF, TF, and TF* policies. Numbers indicate population or student enrollment. County population is unincorporated areas only. Rate percentages are rounded.



MUNICIPALITIES

Batesburg-Leesville*	NP	5,362	Pelion	NP	674
Cayce	SF	12,528	Pine Ridge	SF	2,064
Chapin	SF	1,445	South Congaree	SF	2,306
Gaston	NP	1,645	Springdale	SF	2,636
Gilbert	NP	565	Summit	NP	402
Irmo	NP	11,097	Swansea	NP	827
Lexington	SF	17,870			
Lexington Co.	SF	187,982	West Columbia	SF	14,988


*Individual sections of this municipality have populations designated for either Lexington or Saluda counties. The current profile shows the designated population of this municipality for this respective county's profile.



SCHOOL DISTRICTS

Lexington 1	TF*	27,250	Lexington 4	TF*	3,430
Lexington 2	TF*	8,990	Lexington 5	TF*	17,511
Lexington 3	TF*	2,112			

*The Youth Access to Tobacco Prevention Act of 2006, has been amended to add a section requiring all local school districts to adopt, implement, and enforce a written tobacco-free school policy by August 1, 2019. The law has also been updated to include e-cigarettes in the definition of "alternative nicotine products." To date 78 of the 79 are compliant with this law.



COLLEGES/ UNIVERSITIES

Midlands Technical College**	TF*	9,160
------------------------------	-----	-------

Policies labeled TF have been amended to now include e-cigarettes; site is indicated as having language prohibiting e-cigarettes campus-wide.



June 2022

MARION COUNTY

PROFILE

17% TOBACCO-FREE

1 out of 6 sites have a policy



THE DATA

Adult SHS Exposure at Work

Marion County	11.60%
South Carolina	27.20%

Adult Smoking

Marion County	10.87%
South Carolina	18.10%
United States	14.00%

HS Tobacco Use

South Carolina	27.50%
----------------	--------

HS E-Cigarette Use

South Carolina	22.10%
----------------	--------

College Smoking

United States	10.40%
---------------	--------

Yearly Smoking-Attributable Deaths

Marion County	46
---------------	----

Smoking Attributable Mortality Rate (per 100,000)

Marion County	257.57
---------------	--------



NP	No Policy
NP+	Missing Alternative Nicotine Products
SF	Smoke-Free Policy/Campus
SFI	Smoke-Free Indoors
TF	Tobacco-Free Campus
SHS	Secondhand Smoke
HBCU	Historically Black Colleges & Universities

Tobacco-Free percentage includes SF, TF, and TF* policies. Numbers indicate population or student enrollment. County population is unincorporated areas only. Rate percentages are rounded.



MUNICIPALITIES


Marion	NP	6,939
Mullins	NP	4,663
Nichols	NP	368
Sellers	NP	219



SCHOOL DISTRICTS

Marion Co. Schools	TF*	4,327
--------------------	-----	-------

*The Youth Access to Tobacco Prevention Act of 2006, has been amended to add a section requiring all local school districts to adopt, implement, and enforce a written tobacco-free school policy by August 1, 2019. The law has also been updated to include e-cigarettes in the definition of "alternative nicotine products." To date 78 of the 79 are compliant with this law.



COLLEGES/ UNIVERSITIES

Florence-Darlington Technical College**	NP	3,558
---	----	-------



June 2022

MARLBORO COUNTY

PROFILE

14% TOBACCO-FREE

1 out of 7 sites have a policy



THE DATA

Adult SHS Exposure at Work

Marlboro County	5.38%
South Carolina	27.20%

Adult Smoking

Marlboro County	10.97%
South Carolina	18.10%
United States	14.00%

HS Tobacco Use

South Carolina	27.50%
----------------	--------

HS E-Cigarette Use

South Carolina	22.10%
----------------	--------

College Smoking

United States	10.40%
---------------	--------

Yearly Smoking-Attributable Deaths

Marlboro County	43
-----------------	----

Smoking Attributable Mortality Rate (per 100,000)

Marlboro County	257.07
-----------------	--------



NP	No Policy
NP+	Missing Alternative Nicotine Products
SF	Smoke-Free Policy/Campus
SFI	Smoke-Free Indoors
TF	Tobacco-Free Campus
SHS	Secondhand Smoke
HBCU	Historically Black Colleges & Universities

Tobacco-Free percentage includes SF, TF, and TF* policies. Numbers indicate population or student enrollment. County population is unincorporated areas only. Rate percentages are rounded.



MUNICIPALITIES


Bennettsville	NP	9,069
Blenheim	NP	154
Clio	NP	726
McColl	NP	2,174
Tatum	NP	45



SCHOOL DISTRICTS

Marlboro Co. Schools	TF*	3,805
----------------------	-----	-------

*The Youth Access to Tobacco Prevention Act of 2006, has been amended to add a section requiring all local school districts to adopt, implement, and enforce a written tobacco-free school policy by August 1, 2019. The law has also been updated to include e-cigarettes in the definition of "alternative nicotine products." To date 78 of the 79 are compliant with this law.



COLLEGES/ UNIVERSITIES

Northeastern Technical College**	NP	1,429
----------------------------------	----	-------



June 2022

MCCORMICK COUNTY

PROFILE

50% TOBACCO-FREE

3 out of 6 sites have a policy



THE DATA

Adult SHS Exposure at Work

McCormick County	18.78%
South Carolina	27.20%

Adult Smoking

McCormick County	9.15%
South Carolina	18.10%
United States	14.00%

HS Tobacco Use

South Carolina	27.50%
----------------	--------

HS E-Cigarette Use

South Carolina	22.10%
----------------	--------

College Smoking

United States	10.40%
---------------	--------

Yearly Smoking-Attributable Deaths

McCormick County	18
------------------	----

Smoking Attributable Mortality Rate (per 100,000)

McCormick County	275.58
------------------	--------



NP	No Policy
NP+	Missing Alternative Nicotine Products
SF	Smoke-Free Policy/Campus
SFI	Smoke-Free Indoors
TF	Tobacco-Free Campus
SHS	Secondhand Smoke
HBCU	Historically Black Colleges & Universities

Tobacco-Free percentage includes SF, TF, and TF* policies. Numbers indicate population or student enrollment. County population is unincorporated areas only. Rate percentages are rounded.



MUNICIPALITIES

McCormick	NP	2,783
Parksville	NP	117
Plum Branch	NP	82



SCHOOL DISTRICTS

McCormick Co. Schools	TF*	659
-----------------------	-----	-----

*The Youth Access to Tobacco Prevention Act of 2006, has been amended to add a section requiring all local school districts to adopt, implement, and enforce a written tobacco-free school policy by August 1, 2019. The law has also been updated to include e-cigarettes in the definition of "alternative nicotine products." To date 78 of the 79 are compliant with this law.



COLLEGES/ UNIVERSITIES

Clemson University**	TF*	25,822
Piedmont Technical College**	TF*	4,747

Policies labeled TF have been amended to now include e-cigarettes; site is indicated as having language prohibiting e-cigarettes campus-wide.



June 2022

NEWBERRY COUNTY

PROFILE

36% TOBACCO-FREE

4 out of 11 sites have a policy



THE DATA

Adult SHS Exposure at Work

Newberry County	24.79%
South Carolina	27.20%

Adult Smoking

Newberry County	20.91%
South Carolina	18.10%
United States	14.00%

HS Tobacco Use

South Carolina	27.50%
----------------	--------

HS E-Cigarette Use

South Carolina	22.10%
----------------	--------

College Smoking

United States	10.40%
---------------	--------

Yearly Smoking-Attributable Deaths

Newberry County	69
-----------------	----

Smoking Attributable Mortality Rate (per 100,000)

Newberry County	317.81
-----------------	--------



NP	No Policy
NP+	Missing Alternative Nicotine Products
SFI	Smoke-Free Indoors
SF	Smoke-Free Policy/Campus
TF	Tobacco-Free Campus
SHS	Secondhand Smoke
HBCU	Historically Black Colleges & Universities

Tobacco-Free percentage includes SF, TF, and TF* policies. Numbers indicate population or student enrollment. County population is unincorporated areas only. Rate percentages are rounded.



MUNICIPALITIES

Little Mountain	NP	291
Newberry	NP	10,277
Newberry Co.	NP	37,508
Peak	NP	64
Pomaria	NP	179
Prosperity	SF*	1,180
Silverstreet	NP	162
Whitmire	NP	1,441

Policies labeled SF have been amended to now include e-cigarettes; site is indicated as having language prohibiting e-cigarettes in indoor workplaces.



SCHOOL DISTRICTS

Newberry Co. Schools	TF*	5,925
----------------------	-----	-------

*The Youth Access to Tobacco Prevention Act of 2006, has been amended to add a section requiring all local school districts to adopt, implement, and enforce a written tobacco-free school policy by August 1, 2019. The law has also been updated to include e-cigarettes in the definition of "alternative nicotine products." To date 76 of the 79 are compliant with this law.



COLLEGES/ UNIVERSITIES

Newberry College	SFI	1,271
Presbyterian College	TF*	1,353

Policies labeled TF have been amended to now include e-cigarettes; site is indicated as having language prohibiting e-cigarettes campus-wide.



June 2022

O CONEE COUNTY

PROFILE

25% TOBACCO-FREE

2 out of 8 sites have a policy



THE DATA

Adult SHS Exposure at Work

Oconee County	23.11%
South Carolina	27.20%

Adult Smoking

Oconee County	9.87%
South Carolina	18.10%
United States	14.00%

HS Tobacco Use

South Carolina	27.50%
----------------	--------

HS E-Cigarette Use

South Carolina	22.10%
----------------	--------

College Smoking

United States	10.40%
---------------	--------

Yearly Smoking-Attributable Deaths

Oconee County	136
---------------	-----

Smoking Attributable Mortality Rate (per 100,000)

Oconee County	294.84
---------------	--------



NP	No Policy
NP+	Missing Alternative Nicotine Products
SF	Smoke-Free Policy/Campus
SFI	Smoke-Free Indoors
TF	Tobacco-Free Campus
SHS	Secondhand Smoke
HBCU	Historically Black Colleges & Universities

Tobacco-Free percentage includes SF, TF, and TF* policies. Numbers indicate population or student enrollment. County population is unincorporated areas only. Rate percentages are rounded.



MUNICIPALITIES

Oconee Co.	NP	74,273
Salem	NP	135
Seneca	NP	8,102
Walhalla	NP	4,263
West Union	NP	291
Westminster	NP	2,418



SCHOOL DISTRICTS

Oconee Co. Schools	TF*	10,427
--------------------	-----	--------

*The Youth Access to Tobacco Prevention Act of 2006, has been amended to add a section requiring all local school districts to adopt, implement, and enforce a written tobacco-free school policy by August 1, 2019. The law has also been updated to include e-cigarettes in the definition of "alternative nicotine products." To date 78 of the 79 are compliant with this law.



COLLEGES/ UNIVERSITIES

Tri-County Technical College**	TF*	6,181
--------------------------------	-----	-------

Policies labeled TF have been amended to now include e-cigarettes; site is indicated as having language prohibiting e-cigarettes campus-wide.



June 2022

ORANGEBURG COUNTY

PROFILE

14% TOBACCO-FREE

3 out of 22 sites have a policy



THE DATA

Adult SHS Exposure at Work

Orangeburg County	37.64%
South Carolina	27.20%

Adult Smoking

Orangeburg County	22.84%
South Carolina	18.10%
United States	14.00%

HS Tobacco Use

South Carolina	27.50%
----------------	--------

HS E-Cigarette Use

South Carolina	22.10%
----------------	--------

College Smoking

United States	10.40%
---------------	--------

Yearly Smoking-Attributable Deaths

Orangeburg County	152
-------------------	-----

Smoking Attributable Mortality Rate (per 100,000)

Orangeburg County	310.31
-------------------	--------



NP	No Policy
NP+	Missing Alternative Nicotine Products
SF	Smoke-Free Policy/Campus
SFI	Smoke-Free Indoors
TF	Tobacco-Free Campus
SHS	Secondhand Smoke
HBCU	Historically Black Colleges & Universities

Tobacco-Free percentage includes SF, TF, and TF* policies. Numbers indicate population or student enrollment. County population is unincorporated areas only. Rate percentages are rounded.



MUNICIPALITIES

Bowman	NP	968	North	NP	754
Branchville	NP	1,024	Norway	NP	337
Cope	NP	77	Orangeburg	NP	13,964
Cordova	NP	169	Orangeburg Co.	NP	70,270
Elloree	NP	692	Rowesville	NP	304
Eutawville	NP	315	Santee	NP	961
Holly Hill	NP	1,277	Springfield	NP	524
Livingston	NP	136	Vance	NP	170
Neeses	NP	374	Woodford	NP	185



SCHOOL DISTRICTS

Orangeburg	TF*	12,156
------------	-----	--------

*The Youth Access to Tobacco Prevention Act of 2006, has been amended to add a section requiring all local school districts to adopt, implement, and enforce a written tobacco-free school policy by August 1, 2019. The law has also been updated to include e-cigarettes in the definition of "alternative nicotine products." To date 78 of the 79 are compliant with this law.



COLLEGES/ UNIVERSITIES

Claflin University (HBCU)	TF*	2,070
Orangeburg-Calhoun Technical College	TF*	2,298
South Carolina State University (HBCU)	NP	2,479

Policies labeled TF have been amended to now include e-cigarettes; site is indicated as having language prohibiting e-cigarettes campus-wide.



June 2022

PICKENS COUNTY

PROFILE

64% TOBACCO-FREE

7 out of 11 sites have a policy



THE DATA

Adult SHS Exposure at Work

Pickens County	17.32%
South Carolina	27.20%

Adult Smoking

Pickens County	15.38%
South Carolina	18.10%
United States	14.00%

HS Tobacco Use

South Carolina	27.50%
----------------	--------

HS E-Cigarette Use

South Carolina	22.10%
----------------	--------

College Smoking

United States	10.40%
---------------	--------

Yearly Smoking-Attributable Deaths

Pickens County	182
----------------	-----

Smoking Attributable Mortality Rate (per 100,000)

Pickens County	294.37
----------------	--------



NP	No Policy
NP+	Missing Alternative Nicotine Products
SF	Smoke-Free Policy/Campus
SFI	Smoke-Free Indoors
TF	Tobacco-Free Campus
SHS	Secondhand Smoke
HBCU	Historically Black Colleges & Universities

Tobacco-Free percentage includes SF, TF, and TF* policies. Numbers indicate population or student enrollment. County population is unincorporated areas only. Rate percentages are rounded.



MUNICIPALITIES

Central	NP	5,159
Clemson	SF	13,905
Easley	SF	19,993
Liberty	SF	3,269
Norris	NP	813
Pickens	SF	3,126
Pickens Co.	NP	119,224
Six Mile	NP	675



SCHOOL DISTRICTS

Pickens Co. Schools	TF*	16,298
---------------------	-----	--------

*The Youth Access to Tobacco Prevention Act of 2006, has been amended to add a section requiring all local school districts to adopt, implement, and enforce a written tobacco-free school policy by August 1, 2019. The law has also been updated to include e-cigarettes in the definition of "alternative nicotine products." To date 78 of the 79 are compliant with this law.



COLLEGES/ UNIVERSITIES

Clemson University	TF*	25,822
Southern Wesleyan University	TF*	1,430

Policies labeled TF have been amended to now include e-cigarettes; site is indicated as having language prohibiting e-cigarettes campus-wide.



June 2022

RICHLAND COUNTY

PROFILE

67% TOBACCO-FREE

10 out of 15 sites have a policy



THE DATA

Adult SHS Exposure at Work

Richland County	23.72%
South Carolina	27.20%

Adult Smoking

Richland County	14.02%
South Carolina	18.10%
United States	14.00%

HS Tobacco Use

South Carolina	27.50%
----------------	--------

HS E-Cigarette Use

South Carolina	22.10%
----------------	--------

College Smoking

United States	10.40%
---------------	--------

Yearly Smoking-Attributable Deaths

Richland County	369
-----------------	-----

Smoking Attributable Mortality Rate (per 100,000)

Richland County	192.47
-----------------	--------



NP	No Policy
NP+	Missing Alternative Nicotine Products
SFI	Smoke-Free Indoor
SF	Smoke-Free Policy/Campus
TF	Tobacco-Free Campus
SHS	Secondhand Smoke
HBCU	Historically Black Colleges & Universities

Tobacco-Free percentage includes SF, TF, and TF* policies. Numbers indicate population or student enrollment. County population is unincorporated areas only. Rate percentages are rounded.



MUNICIPALITIES

Arcadia Lakes	NP	861
Blythewood	NP	2,034
Columbia	SF*	129,272
Eastover	NP	813
Forest Acres	NP	10,361
Irmo	NP	11,097
Richland Co.	SF	241,163


Policies labeled SF have been amended to now include e-cigarettes; site is indicated as having language prohibiting e-cigarettes in indoor workplaces.



SCHOOL DISTRICTS

Richland 1	TF*	23,250
Richland 2	TF*	28,344

*The Youth Access to Tobacco Prevention Act of 2006, has been amended to add a section requiring all local school districts to adopt, implement, and enforce a written tobacco-free school policy by August 1, 2019. The law has also been updated to include e-cigarettes in the definition of "alternative nicotine products." To date 78 of the 79 are compliant with this law.



COLLEGES/ UNIVERSITIES

Allen Uni. (HBCU)	TF	817
Benedict College (HBCU)	TF	2,039
Columbia College	TF*	1,243
Columbia Int'l	TF*	1,651
Midlands Tech	TF*	9,160
USC - Columbia	TF*	35,364

Policies labeled TF have been amended to now include e-cigarettes; site is indicated as having language prohibiting e-cigarettes campus-wide.



June 2022

SALUDA COUNTY

PROFILE

25% TOBACCO-FREE

2 out of 8 sites have a TF policy



THE DATA

Adult SHS Exposure at Work

Saluda County	34.94%
South Carolina	27.20%

Adult Smoking

Saluda County	15.47%
South Carolina	18.10%
United States	14.00%

HS Tobacco Use

South Carolina	27.50%
----------------	--------

HS E-Cigarette Use

South Carolina	22.10%
----------------	--------

College Smoking

United States	10.40%
---------------	--------

Yearly Smoking-Attributable Deaths

Saluda County	35
---------------	----

Smoking Attributable Mortality Rate (per 100,000)

Saluda County	294.99
---------------	--------



NP	No Policy
NP+	Missing Alternative Nicotine Products
SFI	Smoke-Free Indoors
SF	Smoke-Free Policy/Campus
TF	Tobacco-Free Campus
SHS	Secondhand Smoke
HBCU	Historically Black Colleges & Universities

Tobacco-Free percentage includes SF, TF, and TF* policies. Numbers indicate population or student enrollment. County population is unincorporated areas only. Rate percentages are rounded.



MUNICIPALITIES

Batesburg-Leesville*	NP	5,362
Monetta	NP	236
Ridge Spring	NP	737
Saluda	NP	3,565
Saluda Co.	NP	15,482
Ward	NP	91


*Individual sections of this municipality have populations designated for either Lexington or Saluda counties. The current profile shows the designated population of this municipality for this respective county's profile.



SCHOOL DISTRICTS

Saluda Co. Schools	TF*	2,302
--------------------	-----	-------

*The Youth Access to Tobacco Prevention Act of 2006, has been amended to add a section requiring all local school districts to adopt, implement, and enforce a written tobacco-free school policy by August 1, 2019. The law has also been updated to include e-cigarettes in the definition of "alternative nicotine products." To date 78 of the 79 are compliant with this law.



COLLEGES/ UNIVERSITIES

Piedmont Technical College**	TF*	4,747
------------------------------	-----	-------

Policies labeled TF have been amended to now include e-cigarettes; site is indicated as having language prohibiting e-cigarettes campus-wide.



June 2022

SPARTANBURG COUNTY

PROFILE

59% TOBACCO-FREE

16 out of 27 sites have a policy



THE DATA

Adult SHS Exposure at Work

Spartanburg County	24.43%
South Carolina	27.20%

Adult Smoking

Spartanburg County	17.13%
South Carolina	18.10%
United States	14.00%

HS Tobacco Use

South Carolina	27.50%
----------------	--------

HS E-Cigarette Use

South Carolina	22.10%
----------------	--------

College Smoking

United States	10.40%
---------------	--------

Yearly Smoking-Attributable Deaths

Spartanburg County	274
--------------------	-----

Smoking Attributable

Mortality Rate (per 100,000)

Spartanburg County	170.18
--------------------	--------



- NP** No Policy
- NP+** Missing Alternative Nicotine Products
- SF** Smoke-Free Policy/Campus
- SFI** Smoke-Free Indoors
- TF** Tobacco-Free Campus
- SHS** Secondhand Smoke
- HBCU** Historically Black Colleges & Universities

Tobacco-Free percentage includes SF, TF, and TF* policies. Numbers indicate population or student enrollment. County population is unincorporated areas only. Rate percentages are rounded.



MUNICIPALITIES

Campobello	NP	502	Lyman	NP	3,243
Central Pacolet	NP	216	Pacolet	NP	2,235
Chesnee	SF	868	Reidville	NP	601
Cowpens	NP	2,162	Spartanburg	SF	37,013
Duncan	SF	3,181	Spartanburg Co.	NP	223,121
Inman	SF	2,321	Wellford	NP	2,378
Landrum	NP	2,376	Woodruff	NP	4,090



SCHOOL DISTRICTS

Spartanburg 1	TF*	5,292
Spartanburg 2	TF*	10,530
Spartanburg 3	TF*	2,780
Spartanburg 4	TF*	2,884
Spartanburg 5	TF*	9,112
Spartanburg 6	TF*	11,510
Spartanburg 7	TF*	7,476

*The Youth Access to Tobacco Prevention Act of 2006, has been amended to add a section requiring all local school districts to adopt, implement, and enforce a written tobacco-free school policy by August 1, 2019. The law has also been updated to include e-cigarettes in the definition of "alternative nicotine products." To date 78 of the 79 are compliant with this law.



COLLEGES/ UNIVERSITIES

Converse College	TF*	1,394
Sherman College of Chiropractic	TF*	432
Spartanburg Community College	NP	4,633
Spartanburg Methodist College	TF*	934
USC - Upstate	TF*	6,308
Wofford College	TF*	1,720

Policies labeled TF have been amended to now include e-cigarettes; site is indicated as having language prohibiting e-cigarettes campus-wide.



June 2022

SUMTER COUNTY

PROFILE

63% TOBACCO-FREE

5 out of 8 sites have a policy



THE DATA

Adult SHS Exposure at Work

Sumter County	12.75%
South Carolina	27.20%

Adult Smoking

Sumter County	20.19%
South Carolina	18.10%
United States	14.00%

HS Tobacco Use

South Carolina	27.50%
----------------	--------

HS E-Cigarette Use

South Carolina	22.10%
----------------	--------

College Smoking

United States	10.40%
---------------	--------

Yearly Smoking-Attributable Deaths

Sumter County	173
---------------	-----

Smoking Attributable Mortality Rate (per 100,000)

Sumter County	313.59
---------------	--------



NP	No Policy
NP+	Missing Alternative Nicotine Products
SF	Smoke-Free Policy/Campus
SFI	Smoke-Free Indoors
TF	Tobacco-Free Campus
SHS	Secondhand Smoke
HBCU	Historically Black Colleges & Universities

Tobacco-Free percentage includes SF, TF, and TF* policies. Numbers indicate population or student enrollment. County population is unincorporated areas only. Rate percentages are rounded.



MUNICIPALITIES


Mayesville	NP	731
Pinewood	NP	538
Sumter	SF	40,524
Sumter Co.	NP	65,663



SCHOOL DISTRICTS

Sumter Co. Schools	TF*	16,262
--------------------	-----	--------

*The Youth Access to Tobacco Prevention Act of 2006, has been amended to add a section requiring all local school districts to adopt, implement, and enforce a written tobacco-free school policy by August 1, 2019. The law has also been updated to include e-cigarettes in the definition of "alternative nicotine products." To date 78 of the 79 are compliant with this law.



COLLEGES/ UNIVERSITIES

Central Carolina Technical College	TF*	3,361
Morris College (HBCU)	SFI*	600
USC - Sumter	TF*	1,361

Policies labeled TF/SFI* have been amended to now include e-cigarettes; site is indicated as having language prohibiting e-cigarettes campus-wide.



June 2022

UNION COUNTY

PROFILE

25% TOBACCO-FREE

2 out of 8 sites have a policy



THE DATA

Adult SHS Exposure at Work

Union County	12.12%
South Carolina	27.20%

Adult Smoking

Union County	26.24%
South Carolina	18.10%
United States	14.00%

HS Tobacco Use

South Carolina	27.50%
----------------	--------

HS E-Cigarette Use

South Carolina	22.10%
----------------	--------

College Smoking

United States	10.40%
---------------	--------

Yearly Smoking-Attributable Deaths

Union County	76
--------------	----

Smoking Attributable Mortality Rate (per 100,000)

Union County	454.71
--------------	--------



NP	No Policy
NP+	Missing Alternative Nicotine Products
SF	Smoke-Free Policy/Campus
SFI	Smoke-Free Indoors
TF	Tobacco-Free Campus
SHS	Secondhand Smoke
HBCU	Historically Black Colleges & Universities

Tobacco-Free percentage includes SF, TF, and TF* policies. Numbers indicate population or student enrollment. County population is unincorporated areas only. Rate percentages are rounded.



MUNICIPALITIES

Carlisle	NP	436
Jonesville	NP	911
Lockhart	NP	488
Union	NP	8,393
Union Co.	NP	18,733



SCHOOL DISTRICTS

Union Co. Schools	TF*	3,978
-------------------	-----	-------

*The Youth Access to Tobacco Prevention Act of 2006, has been amended to add a section requiring all local school districts to adopt, implement, and enforce a written tobacco-free school policy by August 1, 2019. The law has also been updated to include e-cigarettes in the definition of "alternative nicotine products." To date 78 of the 79 are compliant with this law.



COLLEGES/ UNIVERSITIES

USC - Union	TF*	1,153
Spartanburg Community College	NP	4,633

Policies labeled TF have been amended to now include e-cigarettes; site is indicated as having language prohibiting e-cigarettes campus-wide.



June 2022

WILLIAMSBURG COUNTY

PROFILE

25% TOBACCO-FREE

2 out of 8 sites have a policy



THE DATA

Adult SHS Exposure at Work

Williamsburg County	25.66%
South Carolina	27.20%

Adult Smoking

Williamsburg County	13.79%
South Carolina	18.10%
United States	14.00%

HS Tobacco Use

South Carolina	27.50%
----------------	--------

HS E-Cigarette Use

South Carolina	22.10%
----------------	--------

College Smoking

United States	10.40%
---------------	--------

Yearly Smoking-Attributable Deaths

Williamsburg County	59
---------------------	----

Smoking Attributable Mortality Rate (per 100,000)

Williamsburg County	317.41
---------------------	--------



NP	No Policy
NP+	Missing Alternative Nicotine Products
SF	Smoke-Free Policy/Campus
SFI	Smoke-Free Indoors
TF	Tobacco-Free Campus
TFI	Tobacco-Free Indoors
SHS	Secondhand Smoke
HBCU	Historically Black Colleges & Universities

Tobacco-Free percentage includes SF, TF, and TF* policies. Numbers indicate population or student enrollment. County population is unincorporated areas only. Rate percentages are rounded.



MUNICIPALITIES


Greeleyville	NP	438
Hemingway	NP	459
Kingstree	NP	3,328
Lane	NP	508
Stuckey	NP	245
Williamsburg Co.	NP	29,445



SCHOOL DISTRICTS

Williamsburg Co. Schools	TF*	3,353
--------------------------	-----	-------

*The Youth Access to Tobacco Prevention Act of 2006, has been amended to add a section requiring all local school districts to adopt, implement, and enforce a written tobacco-free school policy by August 1, 2019. The law has also been updated to include e-cigarettes in the definition of "alternative nicotine products." To date 78 of the 79 are compliant with this law.



COLLEGES/ UNIVERSITIES

Williamsburg Technical College	TFI	832
--------------------------------	-----	-----



June 2022

YORK COUNTY

PROFILE

59% TOBACCO-FREE

10 out of 17 sites have a TF policy



THE DATA

Adult SHS Exposure at Work

York County	17.84%
South Carolina	27.20%

Adult Smoking

York County	13.34%
South Carolina	18.10%
United States	14.00%

HS Tobacco Use

South Carolina	27.50%
----------------	--------

HS E-Cigarette Use

South Carolina	22.10%
----------------	--------

College Smoking

United States	10.40%
---------------	--------

Yearly Smoking-Attributable Deaths

York County	288
-------------	-----

Smoking Attributable Mortality Rate (per 100,000)

York County	211.00
-------------	--------



NP	No Policy
NP+	Missing Alternative Nicotine Products
SFI	Smoke-Free Indoors
SF	Smoke-Free Policy/Campus
TFI	Tobacco-Free Indoors
TF	Tobacco-Free Campus
SHS	Secondhand Smoke
HBCU	Historically Black Colleges & Universities

Tobacco-Free percentage includes SF, TF, and TF* policies. Numbers indicate population or student enrollment. County population is unincorporated areas only. Rate percentages are rounded.



MUNICIPALITIES

Clover	NP	5,094
Fort Mill	SF	10,811
Hickory Grove	NP	440
McConnells	NP	255
Rock Hill	SF	66,154
Sharon	NP	494
Smyrna	NP	45
Tega Cay	NP	7,620
York	NP	7,736
York Co.	SF	127,424



SCHOOL DISTRICTS

York 1	TF*	5,203
York 2	TF*	8,270
York 3	TF*	17,504
York 4	TF*	17,051

*The Youth Access to Tobacco Prevention Act of 2006, has been amended to add a section requiring all local school districts to adopt, implement, and enforce a written tobacco-free school policy by August 1, 2019. The law has also been updated to include e-cigarettes in the definition of "alternative nicotine products." To date 78 of the 79 are compliant with this law.



COLLEGES/ UNIVERSITIES

Clinton College (HBCU)	TF	200
Winthrop University	SFI*	5,865
York Technical College	TFI*	4,529

Policies labeled TF/TFI*/SFI* have been amended to now include e-cigarettes; site is indicated as having language prohibiting e-cigarettes campus-wide.



June 2022