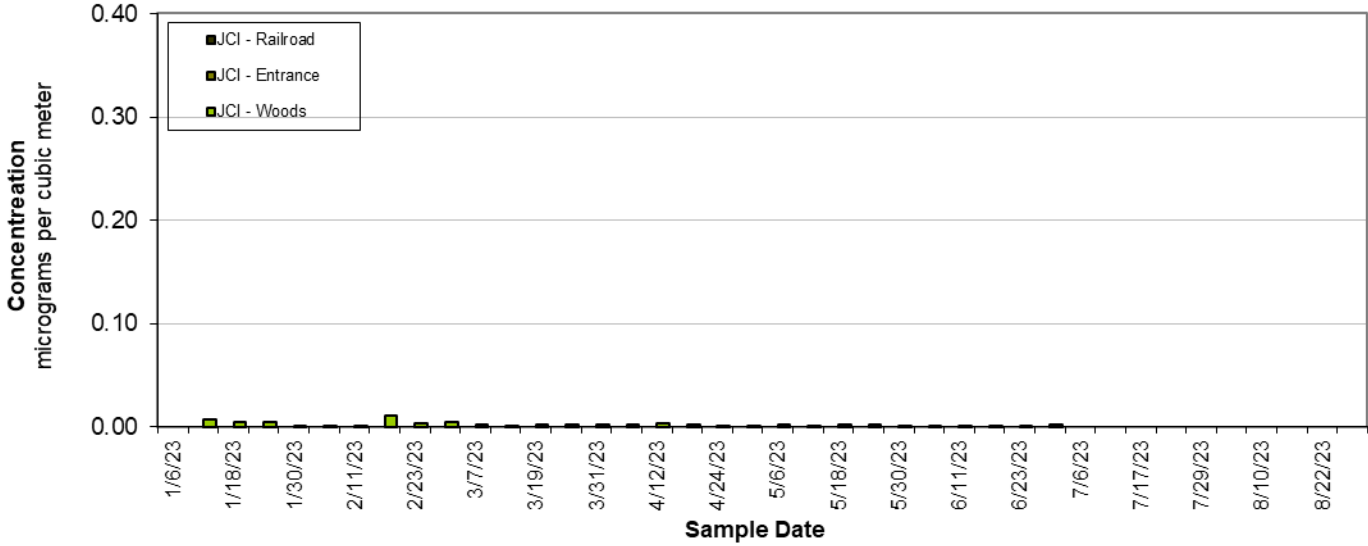


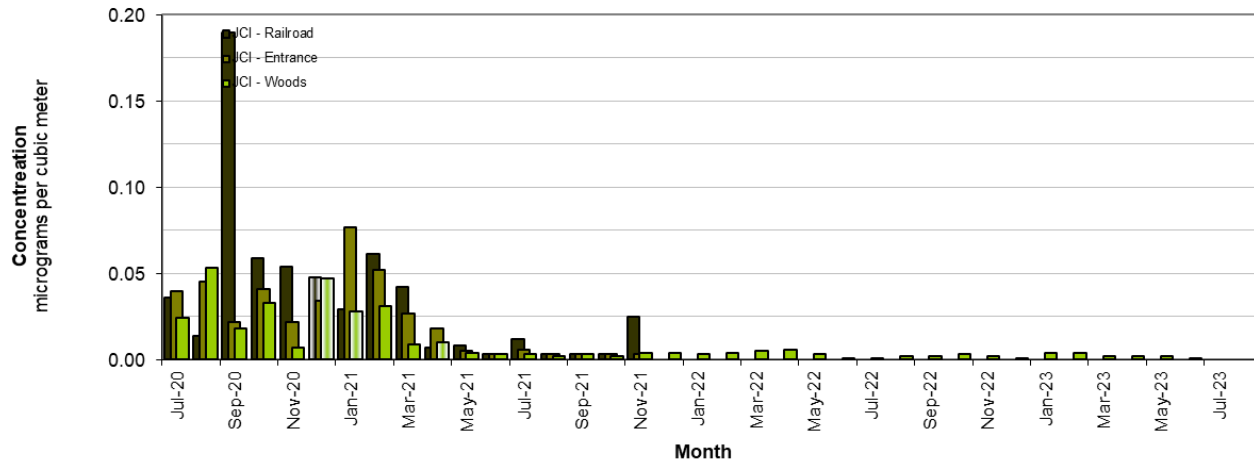
**Johnson Control Florence Recycling Facility**  
24 Hour Average Lead concentration



Level of the standard		0.15 µg/M <sup>3</sup>	
<b>Individual Daily Lead Data</b>			
Sample Date	Concentration(µg/M <sup>3</sup> )		
	041-8001-1 JCI - Railroad	041-8002-1 JCI - Entrance	041-8003-1 JCI - Woods
1/6/2023			
1/12/2023			0.007
1/18/2023			0.005
1/24/2023			0.004
1/30/2023			0.001
2/5/2023			0.001
2/11/2023			0.001
2/17/2023			0.011
2/23/2023			0.003
3/1/2023			0.004
3/7/2023			0.002
3/13/2023			0.001
3/19/2023			0.002
3/25/2023			0.002
3/31/2023			0.002
4/6/2023			0.002
4/12/2023			0.003
4/18/2023			0.002
4/24/2023			0.001
4/30/2023			0.001

5/6/2023			0.002
5/12/2023			0.001
5/18/2023			0.002
5/24/2023			0.002
5/30/2023			0.001
6/5/2023			0.001
6/11/2023			0.001
6/17/2023			0.001
6/23/2023			0.001
6/29/2023			0.002
7/6/2023			
7/11/2023			
7/17/2023			
7/23/2023			*
7/29/2023			*
8/4/2023			*
8/10/2023			*
8/16/2023			*
8/22/2023			*
8/28/2023			*

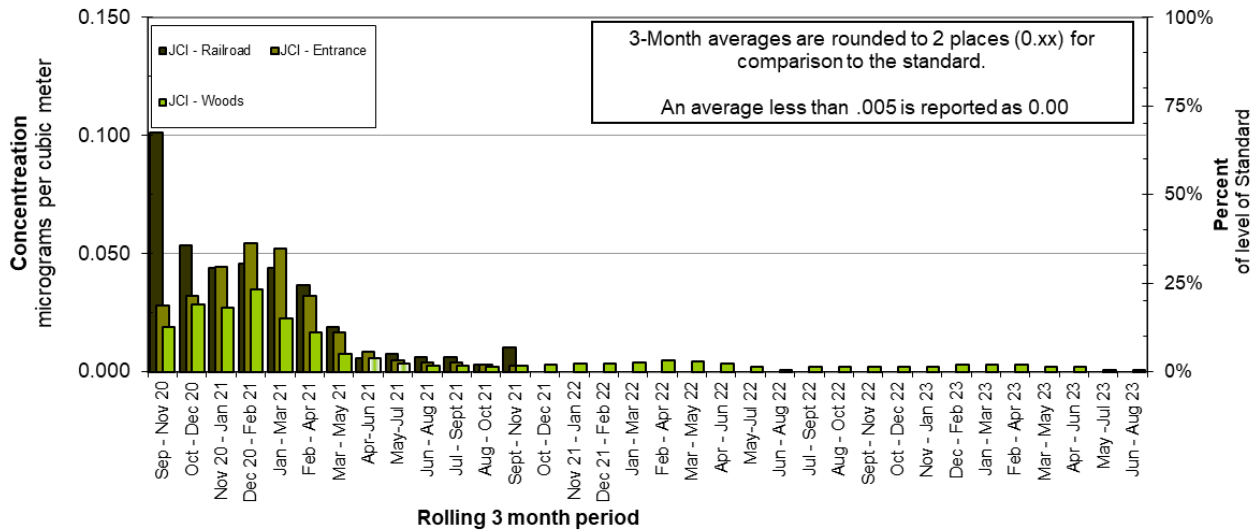
**Johnson Control Florence Recycling Facility**  
Monthly Average Lead concentration



Level of the standard	0.15 $\mu\text{g}/\text{M}^3$		
<b>Monthly Average Lead Data</b>			
	<b>Conc. (<math>\mu\text{g}/\text{M}^3</math>)</b>		
	<b>041-8001-1</b>	<b>041-8002-1</b>	<b>041-8003-1</b>
<b>Sample Date</b>	<b>JCI - Railroad</b>	<b>JCI - Entrance</b>	<b>JCI - Woods</b>
Jul-20	0.036	0.04	0.024
Aug-20	0.014	0.045	0.053
Sep-20	0.19	0.022	0.018
Oct-20	0.059	0.041	0.033
Nov-20	0.054	0.022	0.007
Dec-20	0.048	0.034	0.047
Jan-21	0.029	0.077	0.028
Feb-21	0.061	0.052	0.031
Mar-21	0.042	0.027	0.009
Apr-21	0.007	0.018	0.01
May-21	0.008	0.005	0.004
Jun-21	0.003	0.003	0.003
Jul-21	0.012	0.006	0.003
Aug-21	0.003	0.003	0.002
Sep-21	0.003	0.003	0.003
Oct-21	0.003	0.003	0.002
Nov-21	0.025	0.003	0.004
Dec-21			0.004
Jan-22			0.003
Feb-22			0.004
Mar-22			0.005

Apr-22			0.006
May-22			0.003
Jun-22			0.001
Jul-22			0.001
Aug-22			0.002
Sep-22			0.002
Oct-22			0.003
Nov-22			0.002
Dec-22			0.001
Jan-23			0.004
Feb-23			0.004
Mar-23			0.002
Apr-23			0.002
May-23			0.002
Jun-23			0.001
Jul-23			*
Aug-23			*

**Johnson Control Florence Recycling Facility**  
Three Month Average Lead concentration



Level of the standard		0.15 µg/M <sup>3</sup>		
<b>Three Month Average Lead Data</b>				
<b>Conc.(µg/M<sup>3</sup>)</b>				
	<b>041-8001-1</b>	<b>041-8002-1</b>	<b>041-8003-1</b>	
<b>Sample Date</b>	<b>JCI - Railroad</b>	<b>JCI - Entrance</b>	<b>JCI - Woods</b>	
Jul - Sep 20	0.080	0.035	0.032	
Aug - Oct 20	0.088	0.036	0.034	
Sep - Nov 20	0.101	0.028	0.019	
Oct - Dec 20	0.054	0.032	0.029	
Nov 20 - Jan 21	0.044	0.044	0.027	
Dec 20 - Feb 21	0.046	0.054	0.035	
Jan - Mar 21	0.044	0.052	0.023	
Feb - Apr 21	0.037	0.032	0.017	
Mar - May 21	0.019	0.017	0.008	
Apr-Jun 21	0.006	0.009	0.006	
May-Jul 21	0.008	0.005	0.003	
Jun - Aug 21	0.006	0.004	0.003	
Jul - Sept 21	0.006	0.004	0.002	
Aug - Oct 21	0.003	0.003	0.002	
Sept - Nov 21	0.010	0.003	0.003	
Oct - Dec 21			0.003	

Dec 21 - Feb 22			0.004
Jan - Mar 22			0.004
Feb - Apr 22			0.005
Mar - May 22			0.005
Apr - Jun 22			0.003
May-Jul 22			0.002
Jun - Aug 22			0.001
Jul - Sept 22			0.002
Aug - Oct 22			0.002
Sept - Nov 22			0.002
Oct - Dec 22			0.002
Nov - Jan 23			0.002
Dec - Feb 23			0.003
Jan - Mar 23			0.003
Feb - Apr 23			0.003
Mar - May 23			0.002
Apr - Jun 23			0.002
May -Jul 23			0.001
Jun - Aug 23			0.001

The facility ceased operations in November 2021. At that time, sampling was consolidated at the Woods location.

\*A power failure occurred at the facility and no sampling was performed from July 23, 2023 to November 8, 2023.