

Ticks and Tick-Borne Diseases

are a growing problem in South Carolina. New tick species and new tick-borne disease pathogens have been identified in our state.

This collaborative project between the University of South Carolina, the SC DPH Vector-Borne Diseases Lab and Clemson Livestock Poultry Health will help guide animal health and vector control response in our state.

Please help us identify tick species movement in our state by sending ticks you find on your domestic animals or livestock.

Contact Us!

Dr Melissa Nolan

msnolan@mailbox.sc.edu

803-777-8932

Dr Kyndall Braumuller

kyndallb@email.sc.edu

803-576-7824

SC DPH Vector-Borne Diseases Lab

Vector@dhec.sc.gov

803-896-3802

Wanted Dead or Alive



Help South Carolina
Researchers Find the
Asian Longhorned Tick

You can help? Great!

It's easy. You can either request a **tick collection kit** be sent to your house or business

OR

You can send us dead ticks in a Ziploc® bag or old pill vial.

If you send us ticks, please include:

- your contact information
- the address of where the tick was collected
- the date of collection
- what type of animal (or human) you found the tick on


You can send to either:

The Laboratory of Vector-borne and Zoonotic Diseases
921 Assembly Street #417A
Columbia, SC 29201

OR

SC Department of Health and Environmental Control
ATTN: Medical Entomology
(State Park Bldg 5)
2600 Bull Street
Columbia, SC 29201

The Usual Suspects



The **lonestar tick** is the most collected species in SC. This tick can cause alpha-gal allergy (red meat allergy), ehrlichiosis, and Southern Tick-Associated Rash Illness.





The **black-legged tick** is found across SC, but in low volume. This tick can transmit Lyme disease, tick-borne relapsing fever, and anaplasmosis.



The **Gulf Coast tick** is an important tick in SC that can cause *Rickettsia parkeri*, a recently identified and emerging new disease.



The **American dog tick** and the **brown dog tick** can be found in SC and they can transmit Rocky Mountain Spotted Fever.



The **Asian longhorned tick** was first encountered in SC in 2020. This species is of great concern, as females can replicate quickly and large populations can kill livestock by ex-sanguination (sucking too much blood from an animal).

By sending us any ticks collected from yourself, your pets, and your livestock, we can begin to understand tick species and their pathogens distribution. We hope to use this information to develop more effective vector control and veterinary health responses.